SENSEA

10 YEARS Guarantee*

REMIX

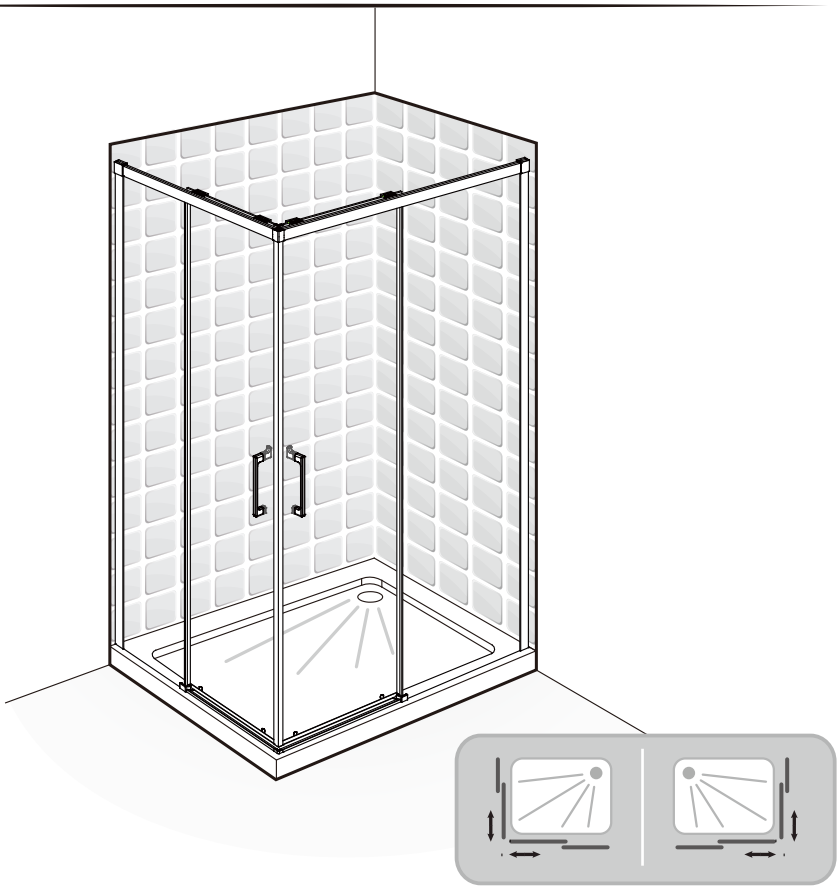

EAN CODE :

3276000692645	3276000692607	3276000692614	3276000692676	3276000692652
3276000692669	3276000692751	3276000692683	3276000692744	3276000692782
3276000692768	3276000692775	3276000693000	3276000692836	3276000692843

FR Notice de Montage - Utilisation - Entretien

ES Instrucciones de Montaje, Utilización y Mantenimiento

PT Instruções de Montagem, Utilização e Manutenção

IT Istruzioni per il Montaggio, l'Uso e la Manutenzione

EL Εγχειρίδιο συναρμολόγησης, χρήσης και συντήρησης

PL Instrukcja Montażu, Użytkowania i Konserwacji

RU Руководство По Сборке и Эксплуатации

KZ Жинау, пайдалану және техникалық қызмет көрсету нұсқаулығы

UA Керівництво По Збірці і Експлуатації

RO Manual asamblare, utilizare și întreținere

EN Assembly - Use - Maintenance Manual

2019/10-V03

Traduction de la version originale du mode d'emploi / Traducción de las Instrucciones originales / Tradução das Instruções Originais / Traduzione delle istruzioni originali / Μετάφραση των πρωτότυπων οδηγιών / Tłumaczenie instrukcji oryginalnej / Traducerea instrucţiunilor originale / Original Instructions

FR Nous vous remercions d'avoir acheté ce produit. Nous vous conseillons de lire attentivement la notice d'installation, d'utilisation et d'entretien. Nous avons conçu ce produit pour vous apporter entière satisfaction.
Si vous avez besoin d'aide l'équipe de votre magasin est à votre disposition pour vous accompagner.

ES Le agradecemos haber comprado este producto. Le recomendamos leer atentamente el manual de instalación, uso y mantenimiento. Este producto ha sido diseñado para proporcionarle plena satisfacción.
Si necesita alguna ayuda, el personal de la tienda estará a su disposición para guiarle.

PT Agradecemos a sua preferência por este produto. Aconselhamo-lo a ler o manual de instalação, utilização e manutenção com atenção. Criámos este produto para sua completa satisfação.
Se precisar de ajuda, a equipa da sua loja está à sua disposição para o acompanhar.

IT Grazie per aver acquistato questo prodotto. Vi raccomandiamo di leggere attentamente il manuale di installazione, utilizzo e manutenzione. Questo prodotto è stato progettato per offrirvi la massima soddisfazione.
Per ricevere assistenza, il personale del punto vendita è a vostra disposizione.

EL Ευχαριστούμε για την αγορά σας αυτού του προϊόντος . Σας συμβουλεύουμε να διαβάσετε προσεκτικά τις οδηγίες εγκατάστασης, χρήσης και συντήρησης. Σχεδιάσαμε αυτό το προϊόν για να σας προσφέρει πλήρη ικανοποίηση.
Αν χρειάζεστε βοήθεια, η ομάδα του καταστήματος από το οποίο αγοράσατε το προϊόν είναι στη διάθεσή σας

PL Dziękujemy za zakup produktu firmy. Zalecamy, aby uważnie przeczytać instrukcję instalacji, użytkowania i konserwacji. Ten produkt marki zaprojektowaliśmy, aby spełnić wszystkie Państwa oczekiwania.
W razie potrzeby pracownicy sklepu służą Państwu pomocą i są do Państwa dyspozycji.

RU Благодарим Вас за приобретение изделия . Рекомендуем внимательно прочитать инструкции по установке, эксплуатации и техническому обслуживанию. Изделие разработано, чтобы доставить Вам удовольствие.
Если Вам потребуется помощь, консультанты Вашего магазина находятся в Вашем распоряжении.

KZ Өнімін сатып алғаныңыз үшін алғыс білдіреміз. Орнату, қолдану және қызмет көрсету жөніндегі нұсқаулықтарды мұқият оқып шығуға кеңес береміз. Біз бұл өнімін сізді толықтай қанағаттаныру үшін жасап шығардық.
Егер сізге көмек қажет болса сіздің бөлшектеп сататын дүкеніңіздегі топ сізге жәрдем береді.

UA Дякуємо вам за покупку цього виробу. Ми радимо вам уважно прочитати інструкції з установлення, експлуатації та технічного обслуговування. Ми розробили цей виріб для того, щоб він приносив вам задоволення.
Якщо вам потрібна допомога, співробітники вашого магазину готові допомогти вам

RO Vă mulţumim pentru achiziţionarea acestui produs . Vă sfătuim să citiţi cu atenţie instrucţiunile de instalare, de utilizare şi de întreţinere. Am conceput acest produs pentru a vă furniza satisfacţie totală.
Dacă aveţi nevoie de ajutor, echipa magazinului de cumpărare este la dispoziţia dumneavoastră pentru a vă asista.

EN Thank you for purchasing this product. We recommend that you read the installation, user and maintenance instructions carefully. We have designed this product to ensure your complete satisfaction.
If you require assistance, the team at your retailer is on hand to help you.

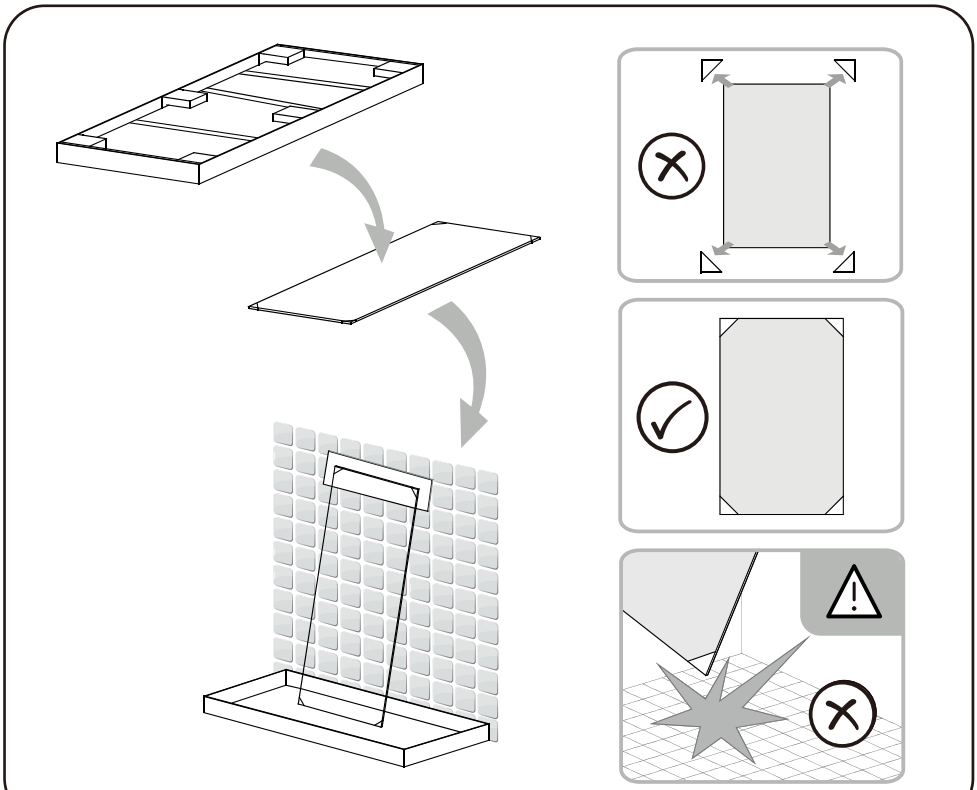

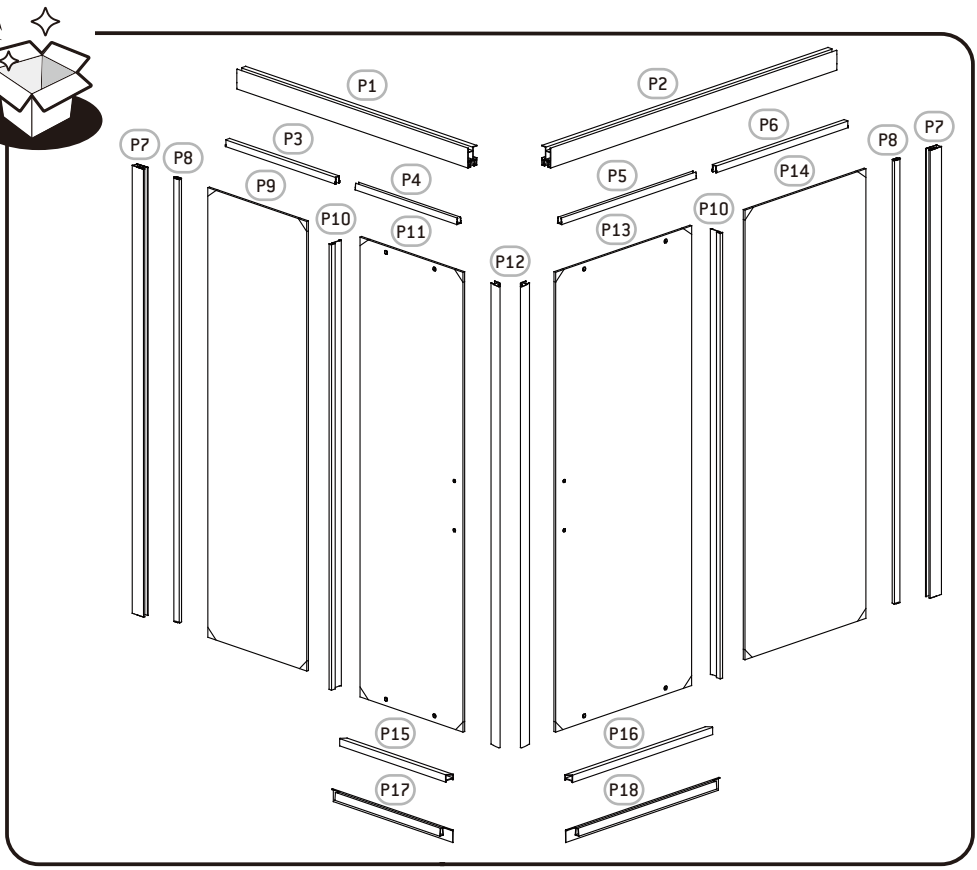

	H1 x12	H2 x6 ST 4x45mm	H3 x4 ST 4x45mm	H4 x2 ST 4x30mm	H5 x4 M 4x16mm
H6 x4 M 4x9mm	H7 x1	H8 x1	H10 x2	H11 x4	H12 x2
H13 x2	H14 x2	H15 x1	H16 x1	H19 x2 (45mm)	H21 x8
H22 x1	H23 x1 4mm	H24 x1 3mm	H25 x2	H26 x4 ST 4x16mm	H27 x1
H28 x2 ST 4x20mm	H29 x1	H30 x2	H32 x2 (25mm)	H33 x2 M 5x16mm	

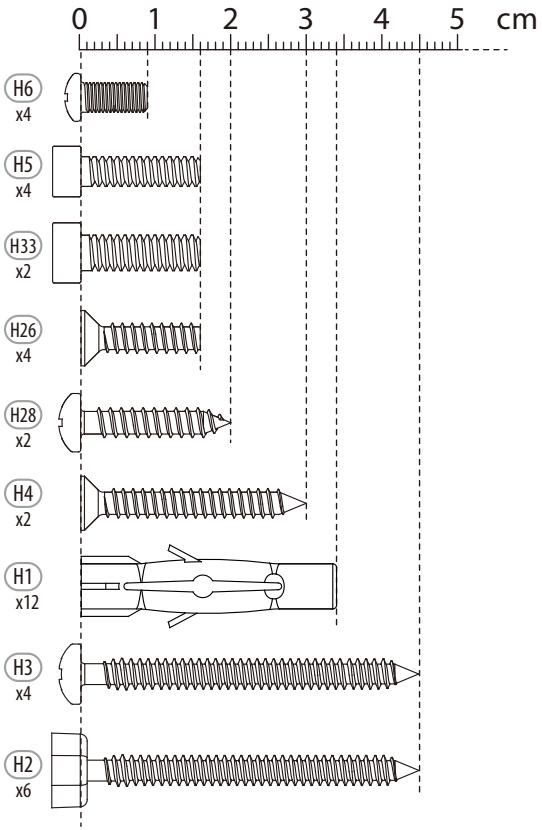
0 1 2 3 4 5 cm
H6
x4
H5
x4
H33
x2
H26
x4
H28
x2
H4
x2
H1
x12
H3
x4
H2
x6

2h



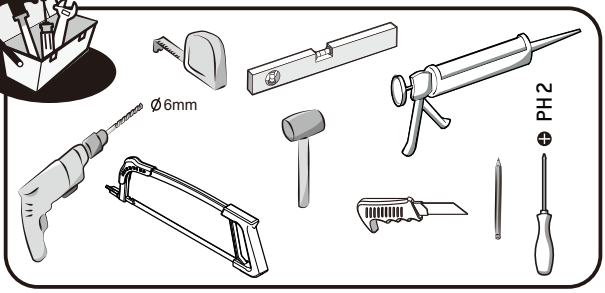
Ø 6mm
PH 2


SILICONE

Assemble with this side, with easy clean treatment, on the inside.

İze karşı işlemine tabi tutulmuş bu yüz iç tarafa doğru konumlanmalıdır

Cette face, avec un traitement facilement nettoyable, doit être positionnée vers l'intérieur

Esta cara está tratada para facilitar su limpieza y se debe colocar hacia el interior

Esta face com tratamento para facilitar a limpeza, deve ficar voltada para o interior

Questo lato, deve essere posizionato con il trattamento easy clean all'interno.

Эта сторона, обработанная средством против образования накипи, должна быть обращена вовнутрь.

Сторона, оброблена засобом проти накипу, повинна бути звернена всередину.

Această faţă, tratată pentru curăţare uşoară, trebuie poziţionată spre interior

Strona z powłoką zapewniającą łatwe czyszczenie powinna być skierowana do wewnątrz.

Αυτή η όψη, με επεξεργασία για εύκολο καθαρισμό, πρέπει να τοποθετηθεί προς το εσωτερικό.

V. 7 2014

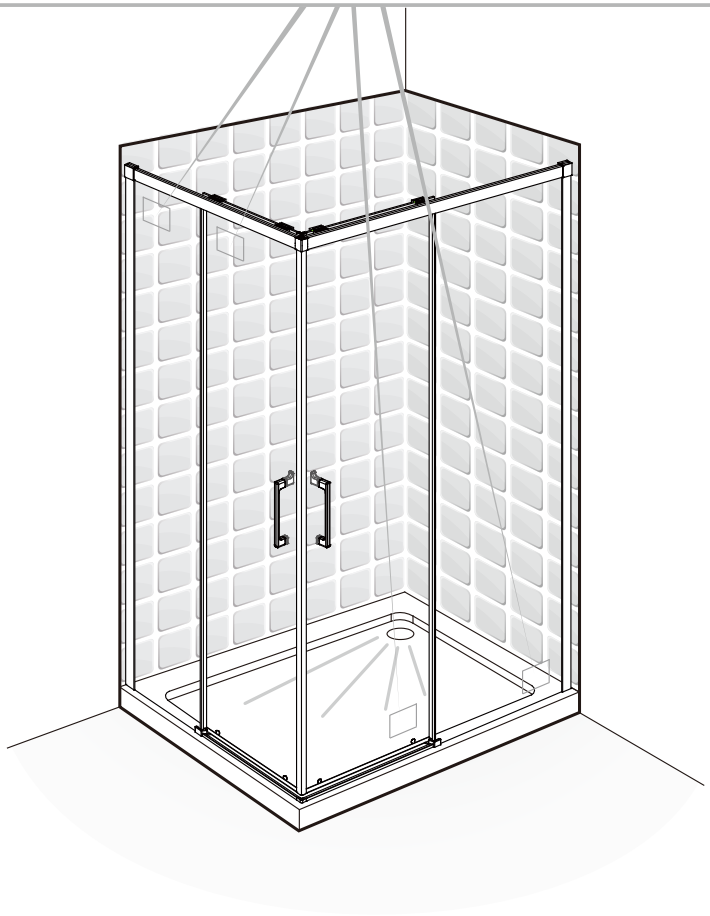

FR: Préparation / **ES:** Preparación / **PT:** Preparação / **IT:** Preparazione / **EL:** Προετοιμασί / **PL:** Przygotowanie / **RU:** Подготовка / **KZ:** Дайындау / **UA:** Підготування / **RO:** Pregatire / **EN:** Preparation

3 → 8

FR: Montage / **ES:** Montaje / **PT:** Montagem / **IT:** Montaggio / **EL:** Συναρμολόγηση / **PL:** Montaż / **RU:** Сборка / **KZ:** Монтаждау / **UA:** Збірка / **RO:** Montaj / **EN:** Assembly

9 →47

FR: Entretien / **ES:** Mantenimiento / **PT:** Manutenção / **IT:** Manutenzione / **EL:** Συντήρηση / **PL:** Konserwacja / **RU:** Уход / **KZ:** Және техникалық қызмет көрсету / **UA:** Догляд / **RO:** Întreţinere / **EN:** Maintenance

48

FR: Mentions Légales & Consignes de Sécurité / **ES:** Instrucciones Legales y de Seguridad / **PT:** Avisos Legais e instruções de Segurança / **IT:** Istruzioni Legali e di Sicurezza / **EL:** Νομικό σημείωμα και οδηγίες ασφαλείας / **PL:** Uwagi Prawne i Instrukcja Bezpieczeństwa / **RU:** Руководство по технике безопасности и правовым нормам / **KZ:** Қауіпсіздік және құқықтық басшылық / **UA:** Керівництво З Техніки / **RO:** Manual privind siguranţa / **EN:** Legal & Safety Instructions

49

I

FR Vérifiez que les chevilles murales fournies sont appropriées à votre mur (celles fournies dans l'emballage sont conçues pour le béton). Sinon, utilisez des vis et des chevilles murales adaptées au type de matériau de votre mur. Pour obtenir des conseils concernant les vis et les chevilles appropriées à votre mur, demandez à un vendeur spécialisé.

ES Compruebe que todos los tacos suministrados puedan ser utilizados con su pared (los incluidos en la caja son para hormigón). En caso contrario, utilice tornillos y tacos de pared apropiados para el material de su pared. Para información acerca de las fijaciones y tornillos apropiados para su pared, consulte con un asistente de ventas especializado.

PT Certifique-se de que as buchas fornecidas são adequadas à sua parede (as fornecidas na embalagem são para betão). Caso contrário, use parafusos e buchas adequados ao tipo de material da sua parede. Para se aconselhar acerca dos parafusos e buchas adequados à sua parede, fale com um assistente de vendas especializado.

IT Verificare che i tasselli da parete forniti siano compatibili con la propria parete (quelli forniti con l'articolo sono per cemento). Altrimenti, utilizzare viti e tasselli adatti per la superficie della propria parete. Per ottenere consigli e suggerimenti sulle viti e i tasselli più adatti alla propria parete, consultare un rivenditore specializzato.

EL Βεβαιωθείτε ότι οι παρεχόμενες στερεώσεις τοίχου είναι κατάλληλες για τον τοίχο σας (οι παρεχόμενες στη συσκευή προορίζονται για μπετό). Αλλιώς χρησιμοποιήστε βίδες και στερεώσεις τοίχου κατάλληλες για τον τύπο υλικού του τοίχου σας. Για να λάβετε συμβουλές σχετικά με τις κατάλληλες βίδες και τα εξαρτήματα για τον τοίχο σας, ρωτήστε έναν ειδικό πωλητή.

PL Prosimy sprawdzić, czy dostarczone kołki do ścian nadają się do użycia w posiadanej ścianie (kołki dostarczone w zestawie są przeznaczone do betonu). Jeśli tak nie jest, należy użyć śrub i kołków odpowiednich do materiału, z którego wykonana jest ściana. Aby uzyskać poradę w sprawie śrub i elementów montażowych odpowiednich do danego typu ściany, należy zwrócić się z pytaniem do wyspecjalizowanego sprzedawcy.

RU Убедитесь, что прилагаемые дюбеля подходят для ваших стен (входящие в комплект дюбеля предназначены для бетона). В противном случае используйте шурупы и дюбеля, соответствующие материалу стены. Для получения рекомендаций по выбору шурупов и крепежных деталей, подходящих для вашей стены, обратитесь к специалисту-консультанту.

KZ Жеткізілетін қабырға анкерінің (қаланған тастарды ұстастыратын темір) сіздің қабырғаңызға үйлесімділігін тексеріңіз (жиынтыққа кіретіні бетонға арналған). Олай болмаған жағдайда, қабырғаңыздың материалының түріне сәйкес бұрмашеге мен қабырға анкерін пайдаланыңыз. Қабырғаңызға сәйкес бұрмашегелер мен бөлшектер туралы ақпарат алу үшін сату бөлімінің кеңесшісіне хабарласыңыз.

UA Перевірте, що анкери підходять для вашої стіни (ті, що постачаються в упаковці – для бетону). В іншому випадку використовуйте гвинти й стінові анкери, що відповідають матеріалу вашої стіни. Для отримання консультацій щодо гвинтів й фітингів для вашої стіни зверніться до відповідного продавця-консультанта.

RO Verificați ca toate ancorele de perete furnizate să fie adecvate pentru peretele dumneavoastră (cele furnizate în pachet sunt pentru beton). În caz contrar, folosiți șuruburi și ancore de perete adecvate pentru tipul de material din care este peretele dumneavoastră. Pentru a obține recomandări privind șuruburile și armăturile adecvate pentru peretele dumneavoastră, întrebați un vânzător specializat.

EN Check that wall anchors provided are suitable for your wall (those provided in the package are for concrete). Otherwise, use screws and wall anchors suited to the type of material of your wall. To obtain advice on the screws and fittings suited to your wall, ask a specialized sales assistant.

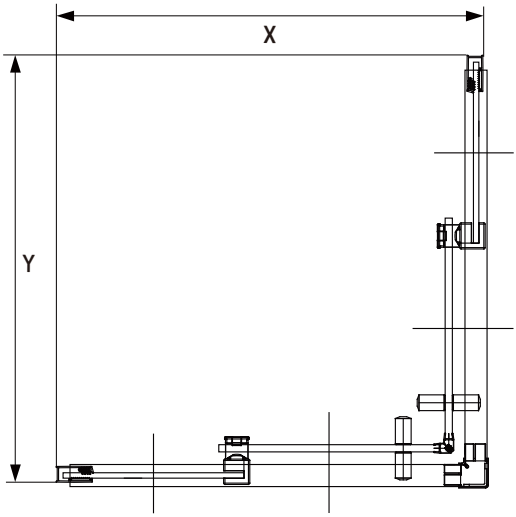

REMIX	X(mm)	Y(mm)
700 x 900mm	673-693	873-893
700 x 1000mm	673-693	973-993
700 x 1200mm	673-693	1173-1193
800 x 1000mm	773-793	973-993
800 x 1200mm	773-793	1173-1193

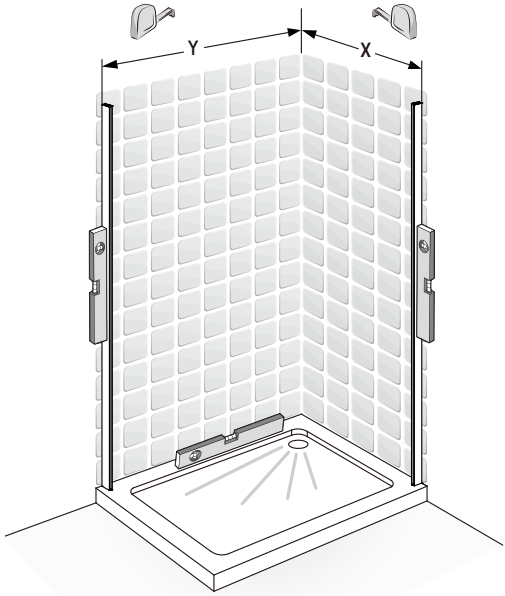

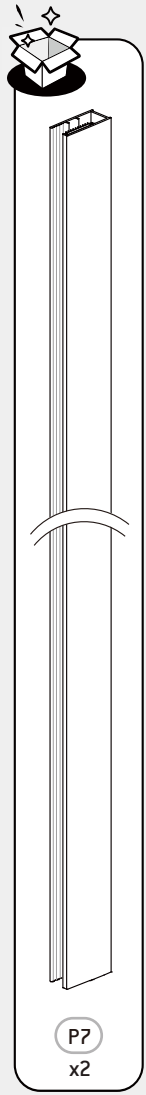

1

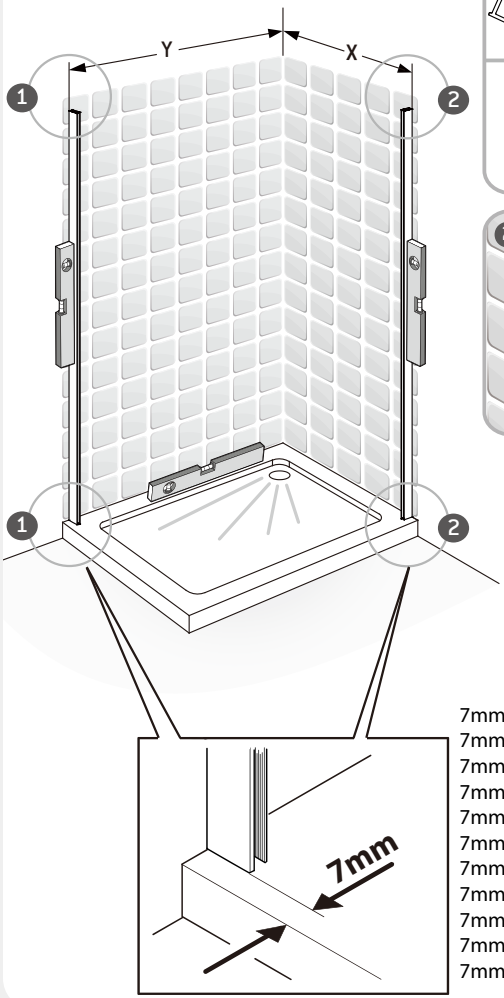

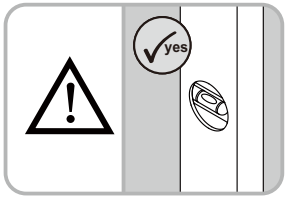

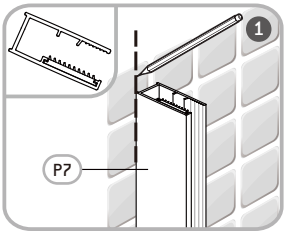

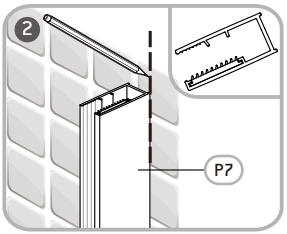

7mm minimum
7mm mínimo
7mm mínimo
7mm mínimo
7mm ελάχιστο
7mm minimalny
7mm минимальный
7mm минимум
7mm мінімальний
7mm minim
7mm minimum

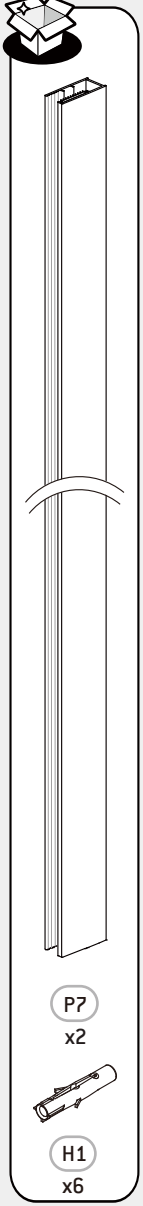

2

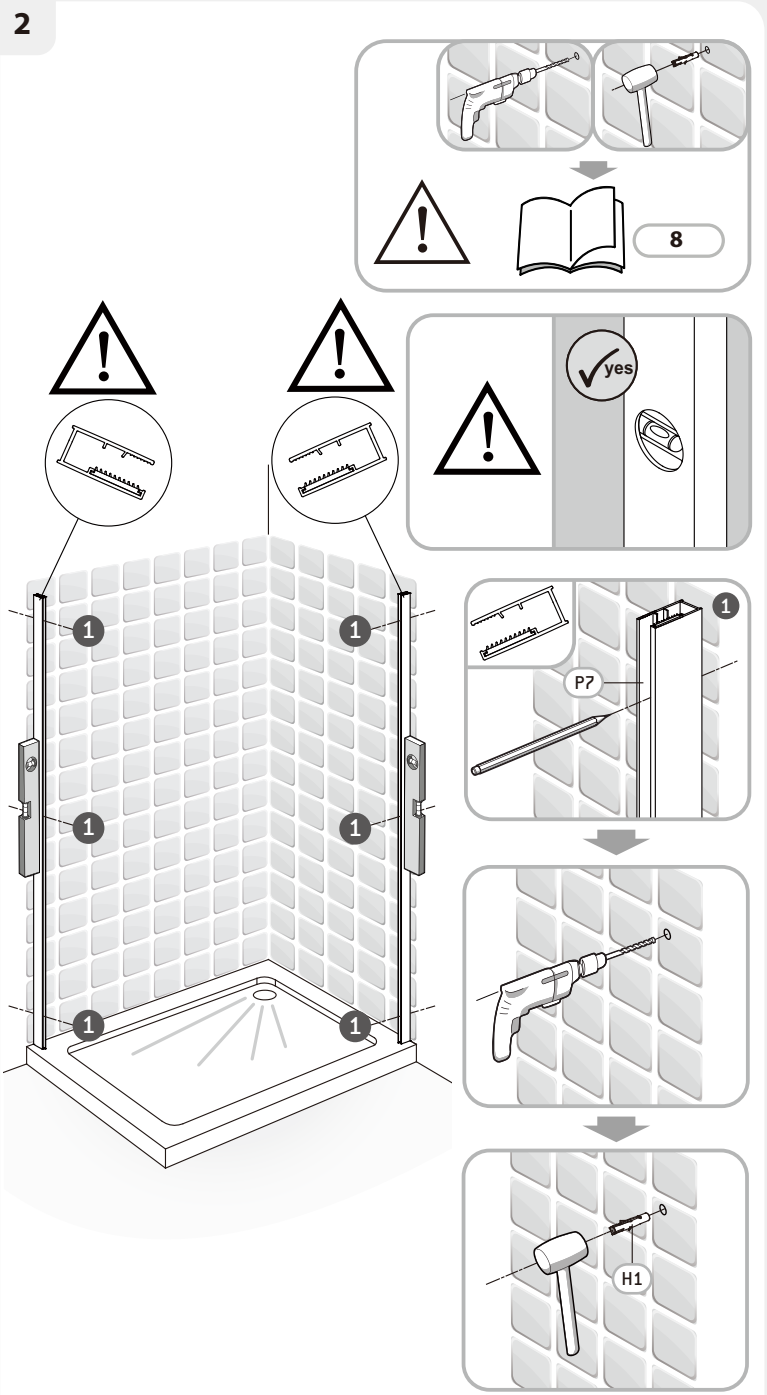

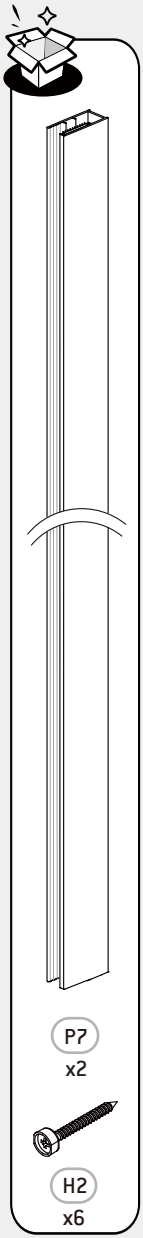

3

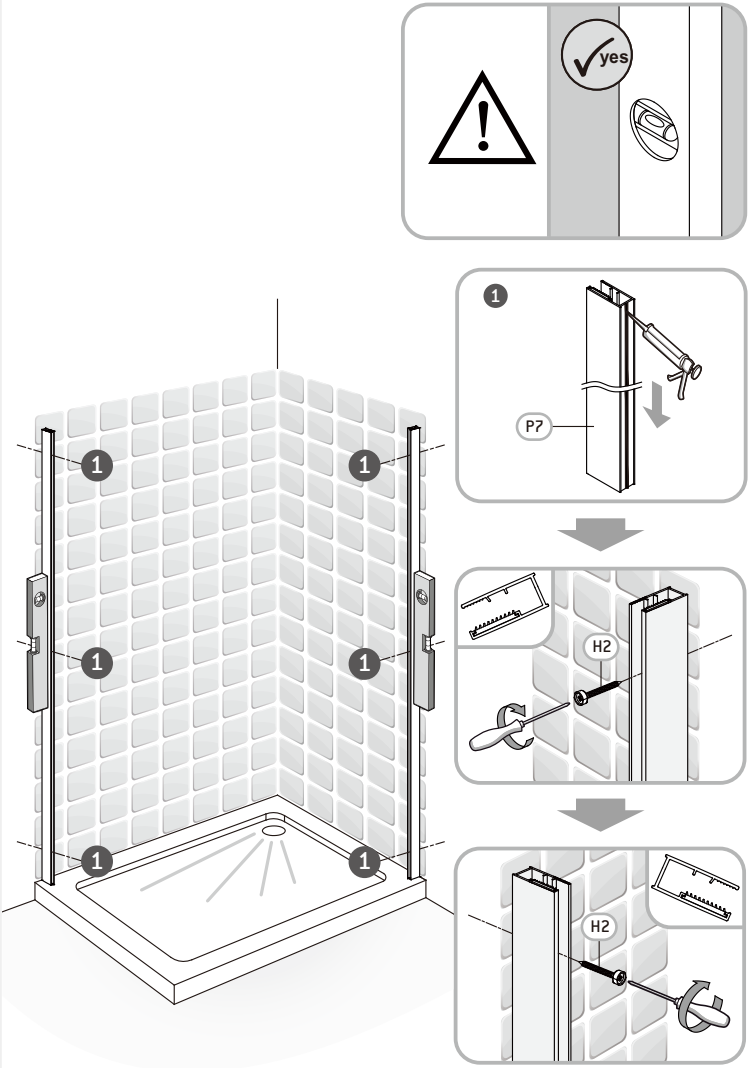

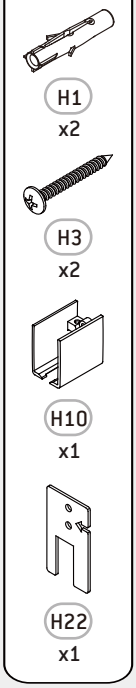

4

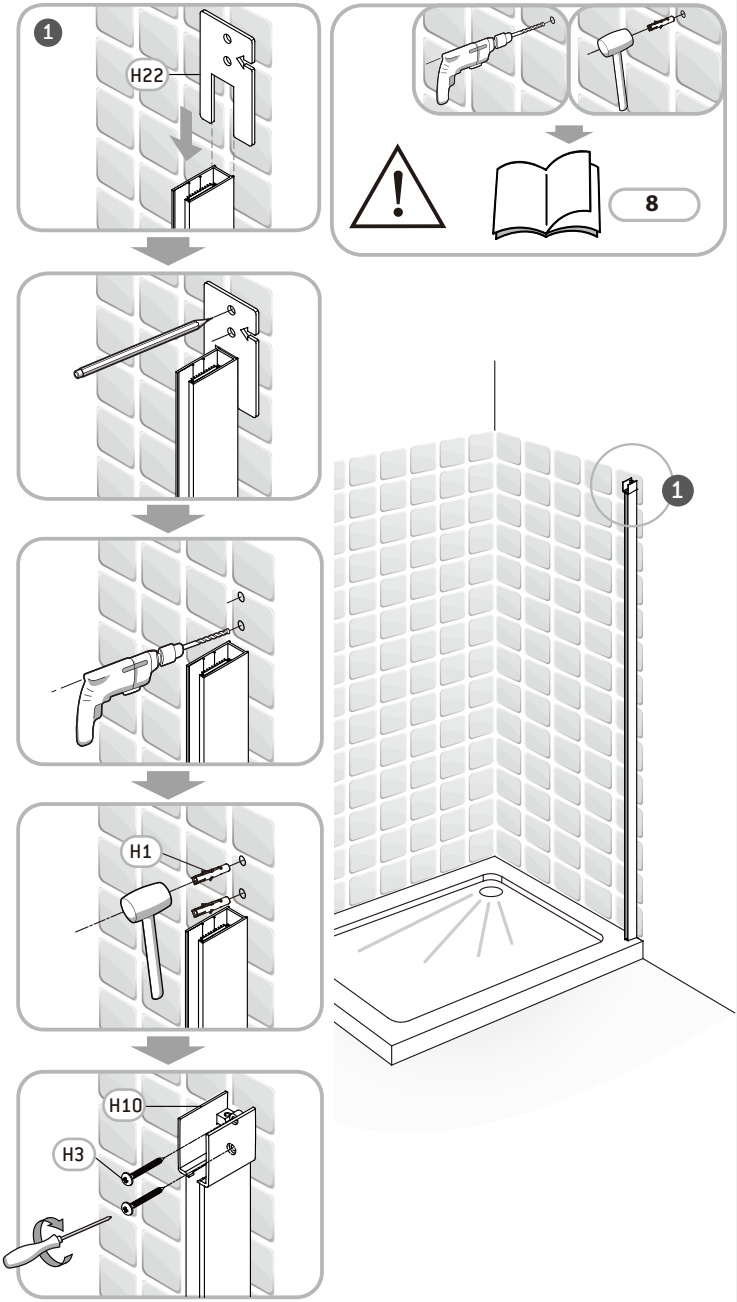

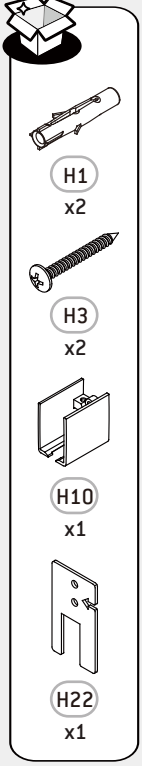

5

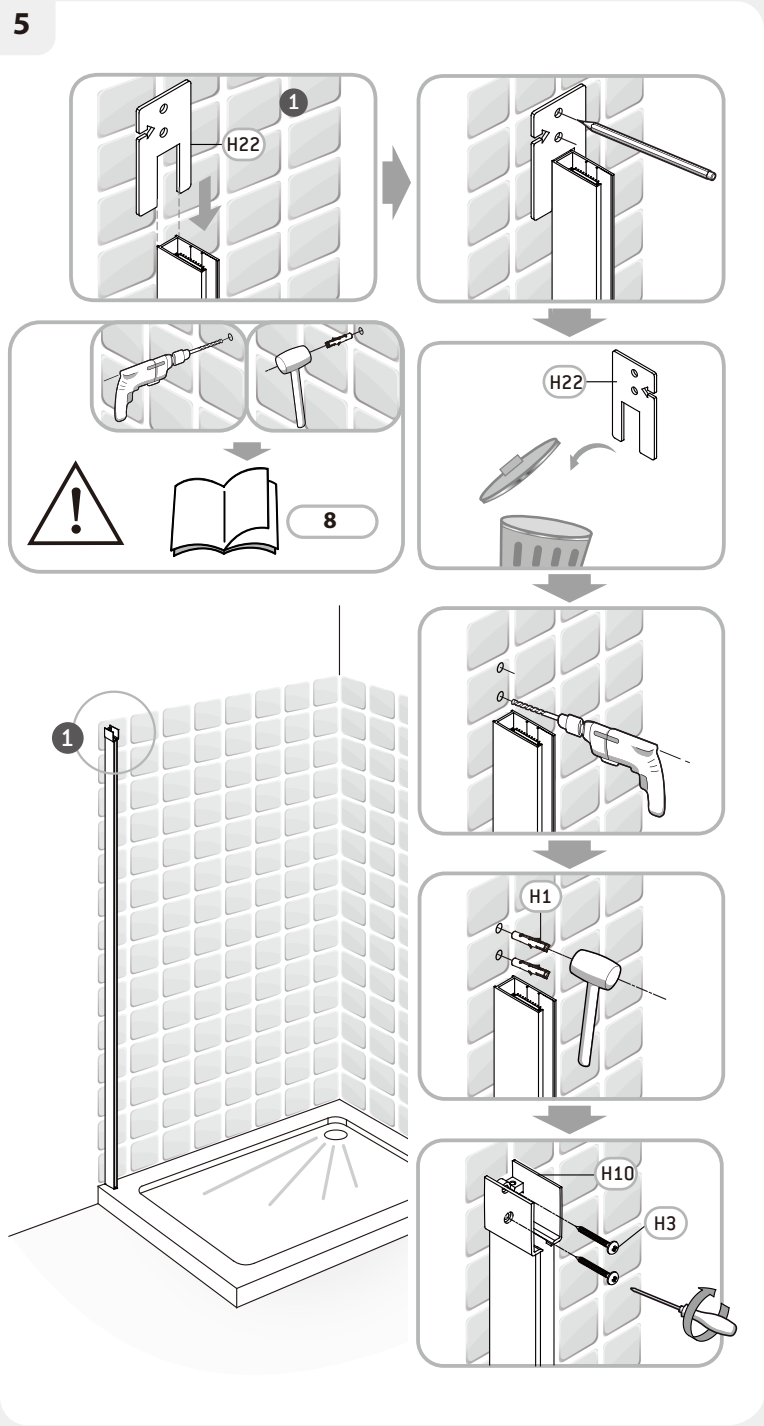



6

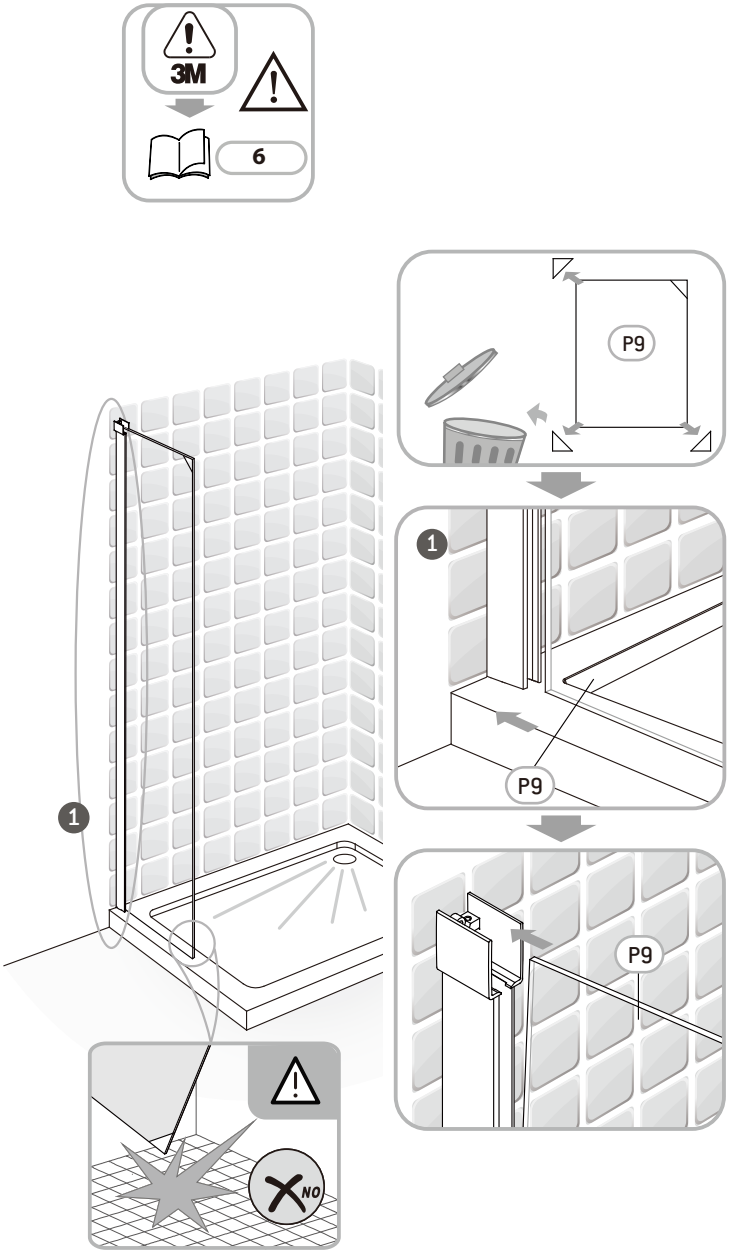

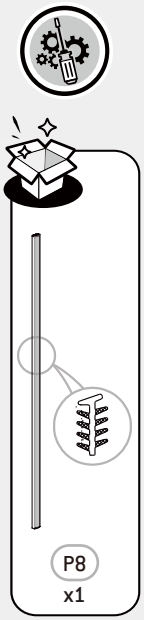

7

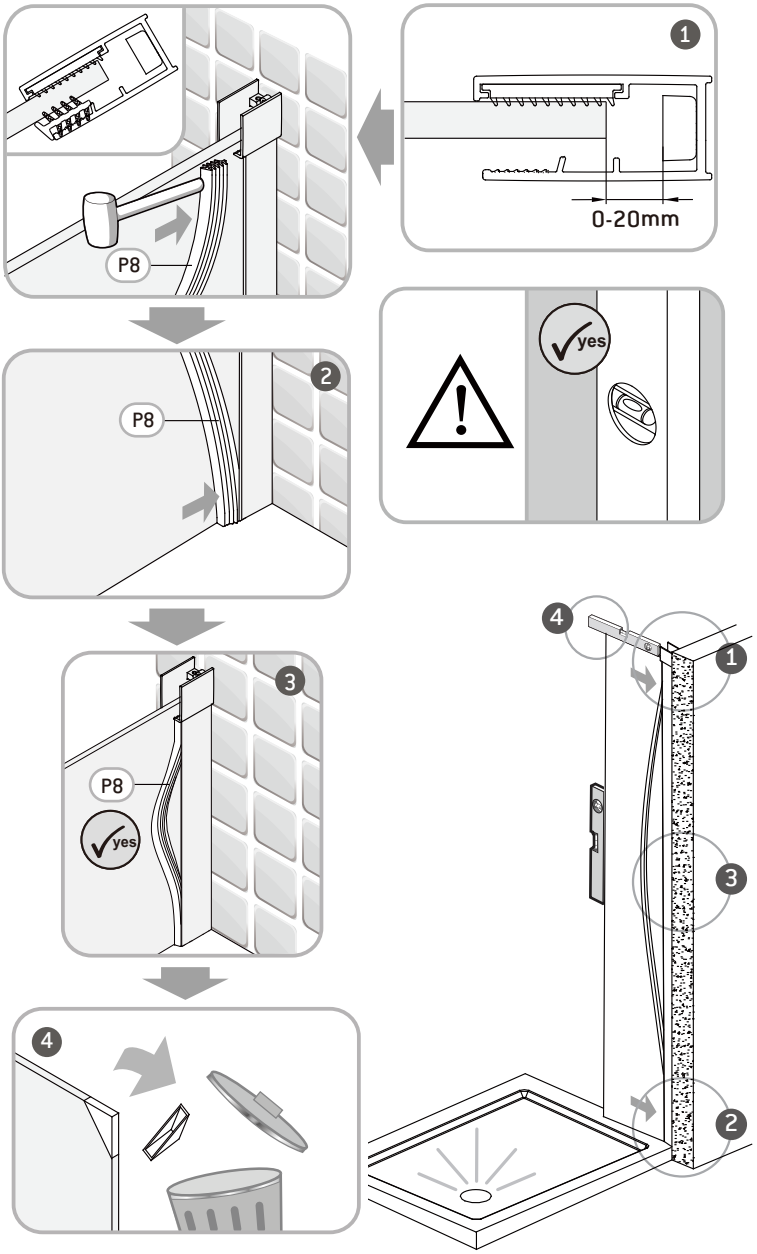



8

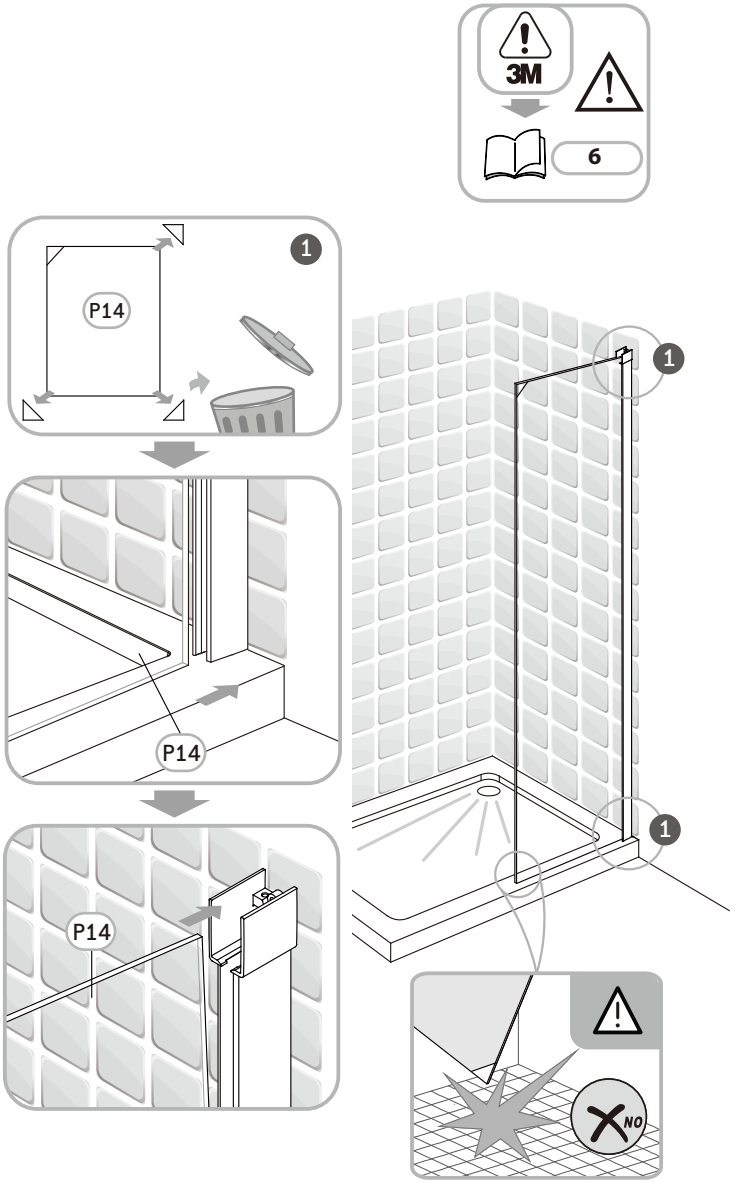

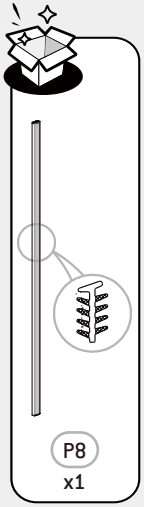

9

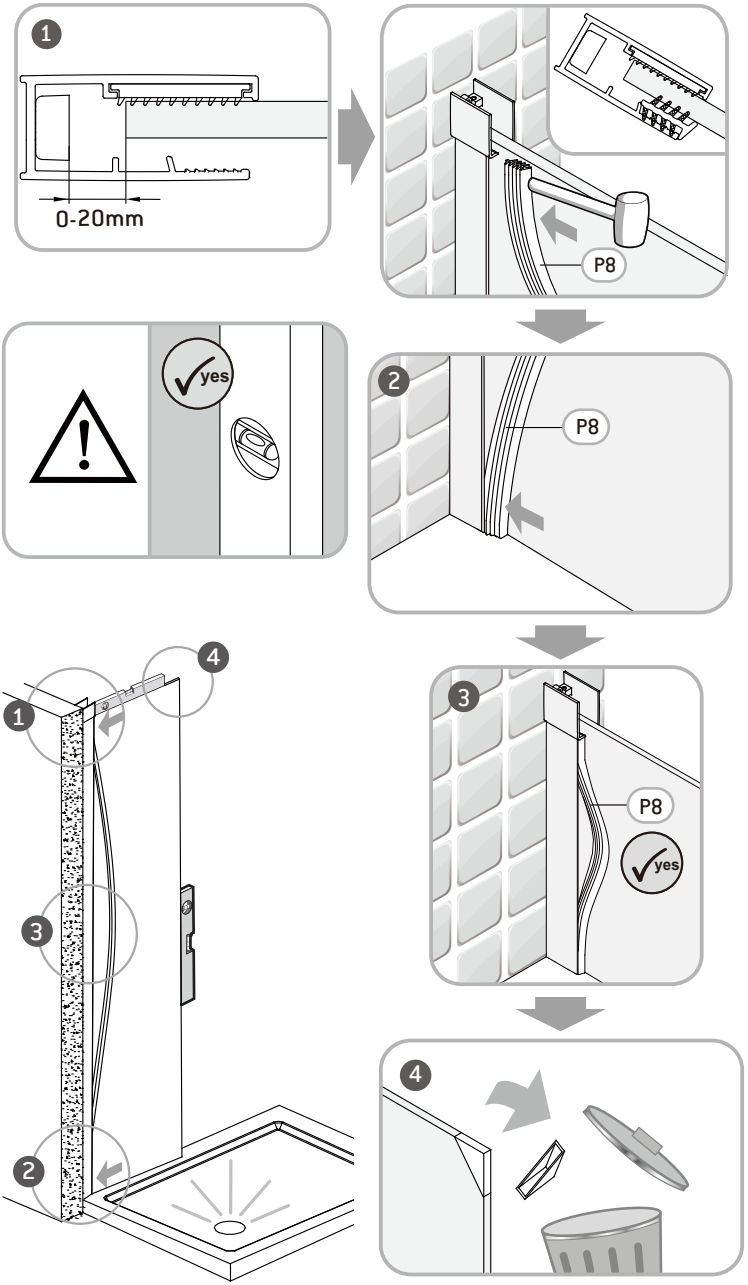

10

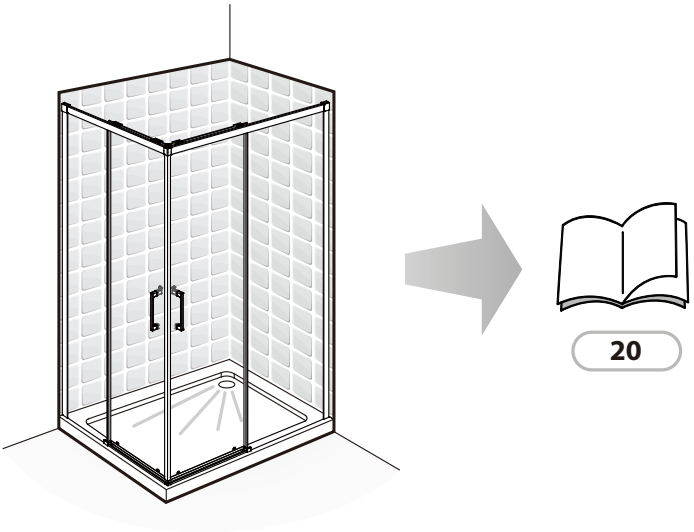

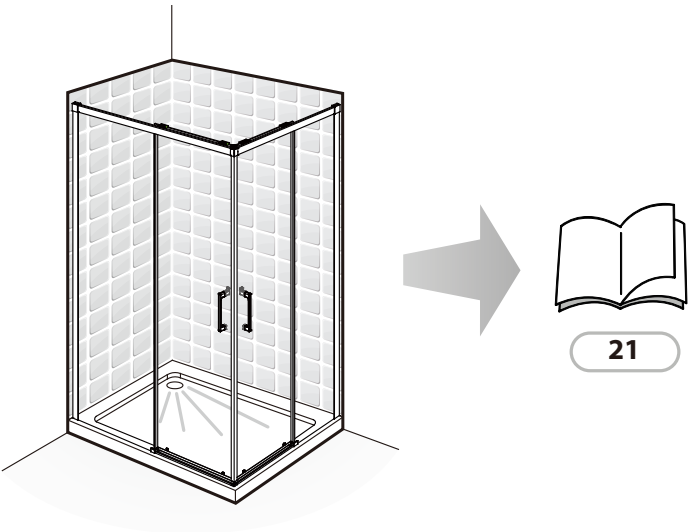

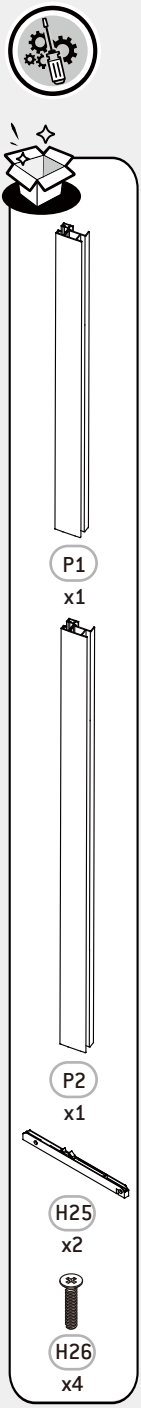

11

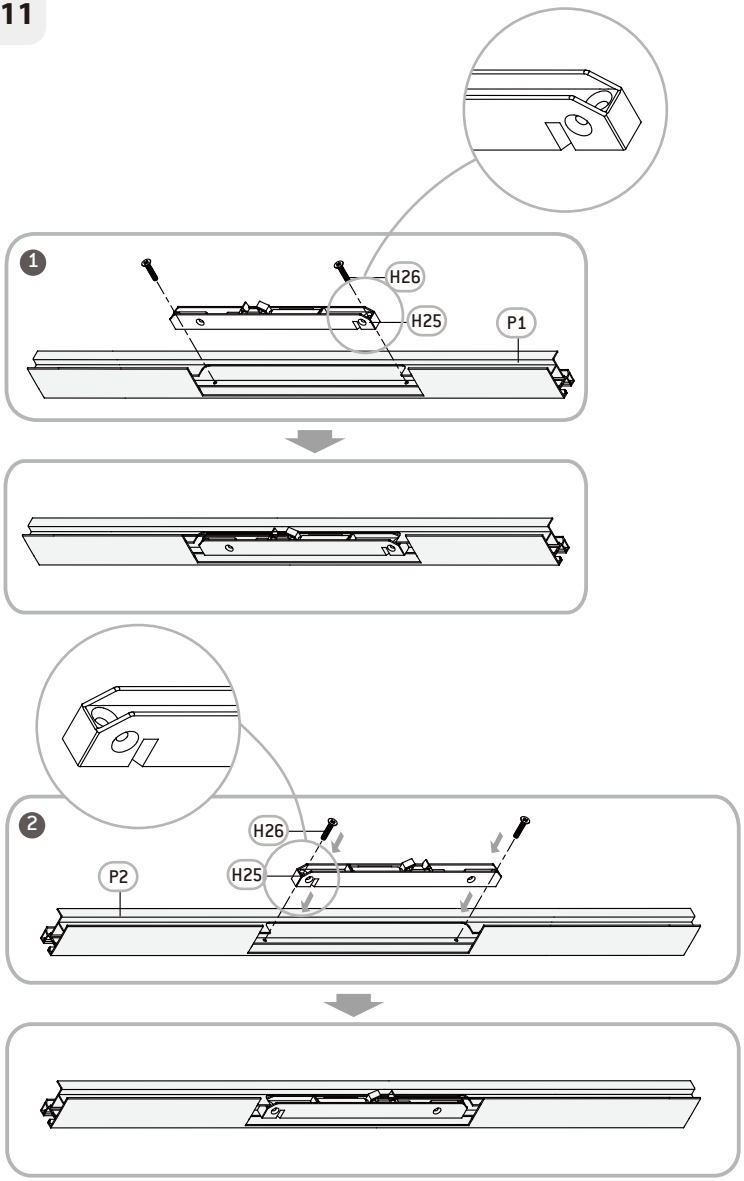

22

12

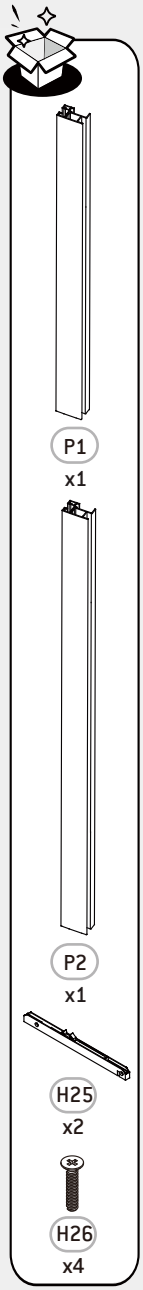

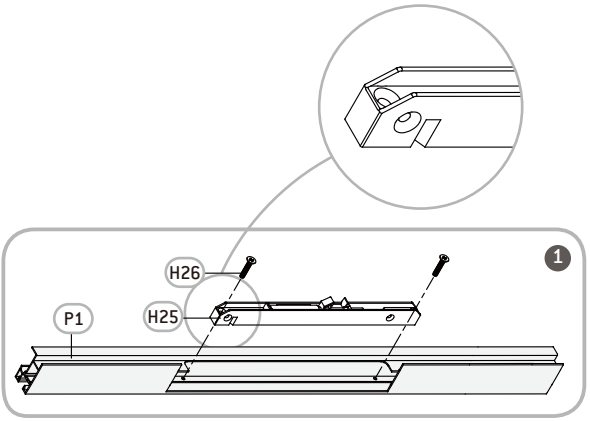

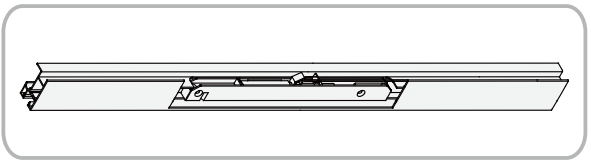

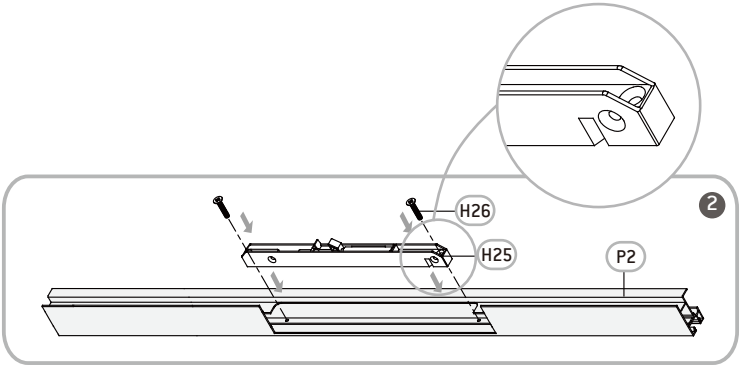

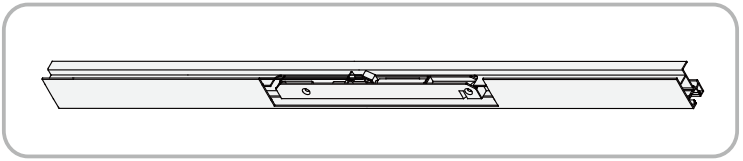

13

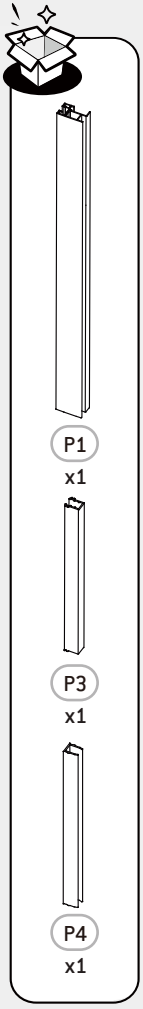

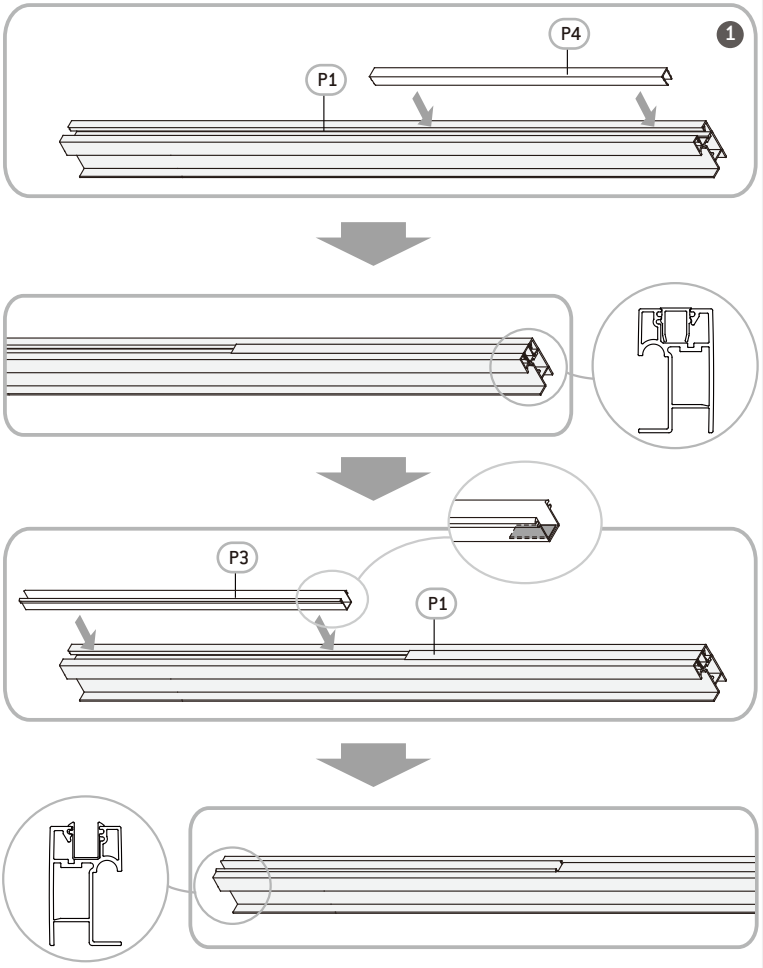

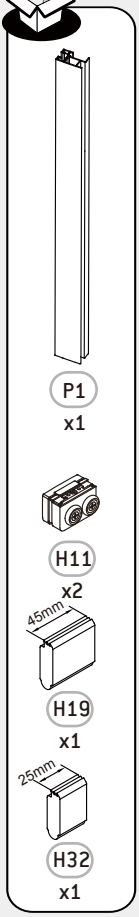

14

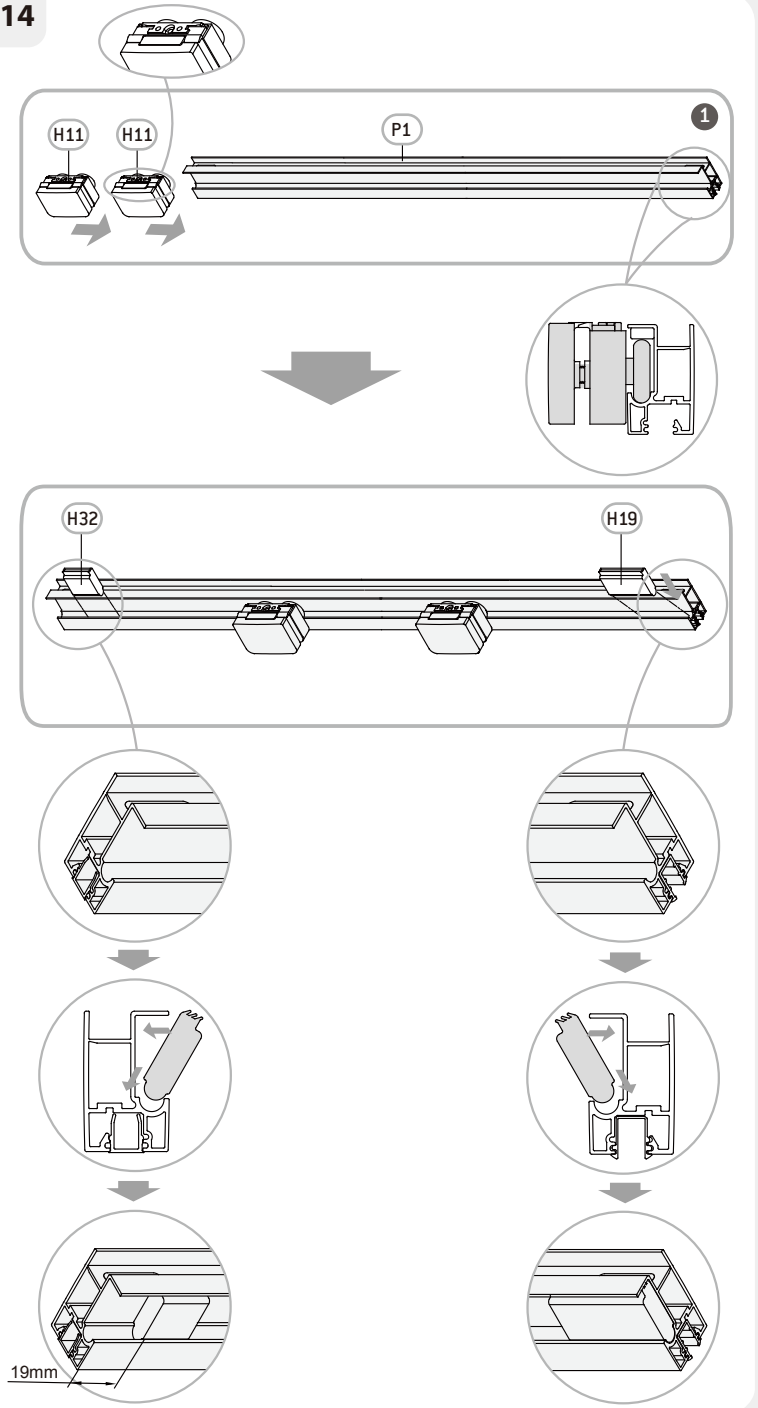

15

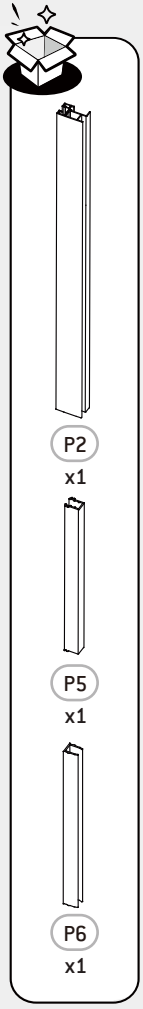

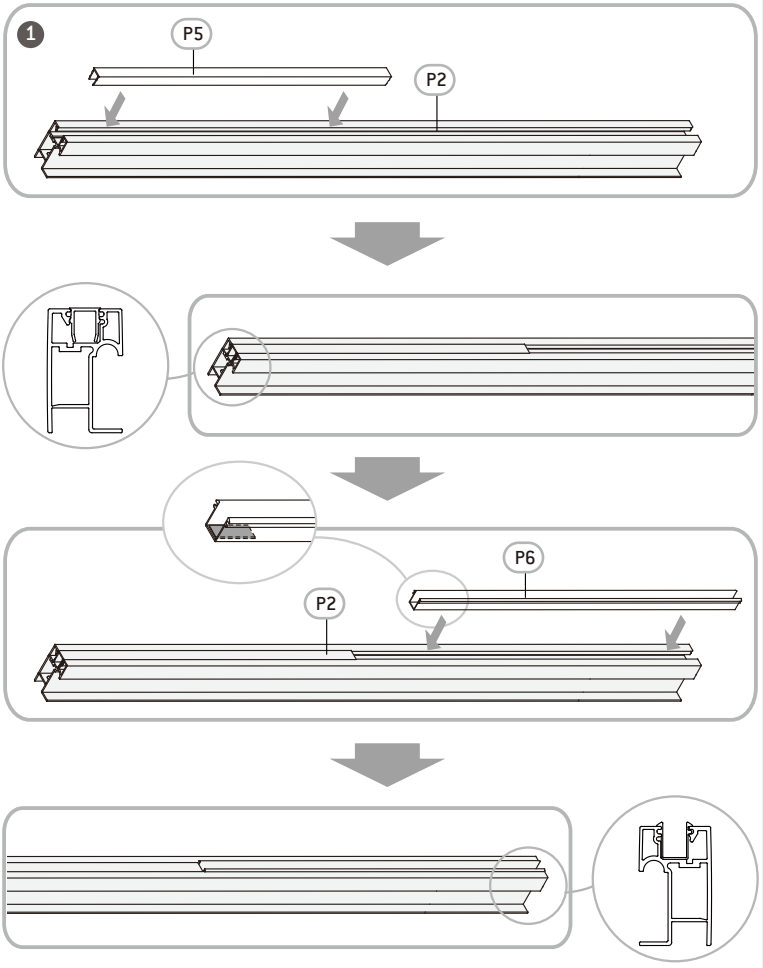

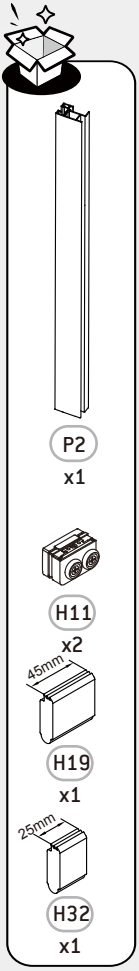

16

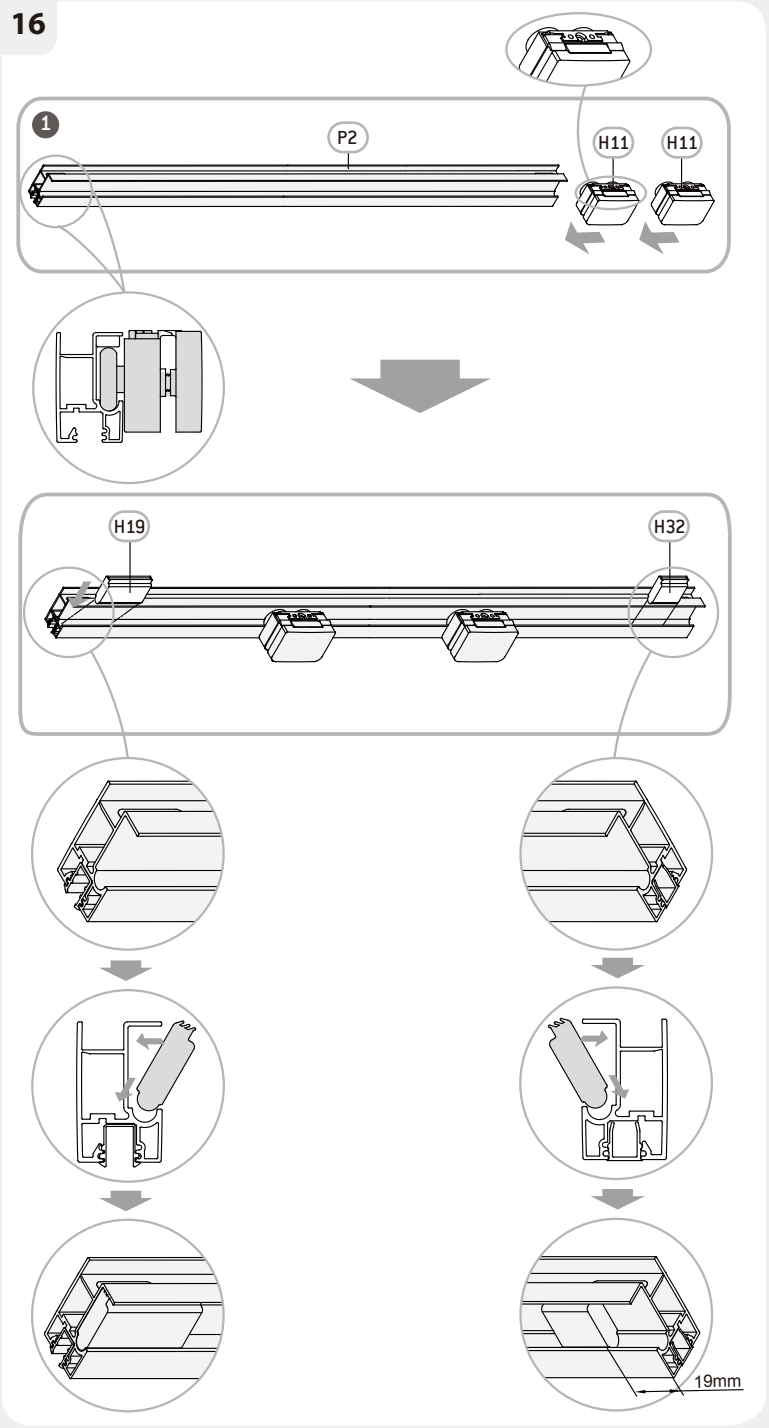

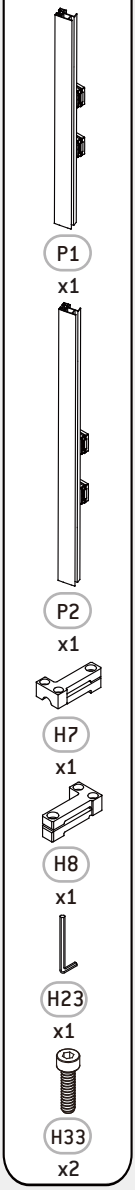
P1
x1
P2
x1
H7
x1
H8
x1
H23
x1
H33
x2

17

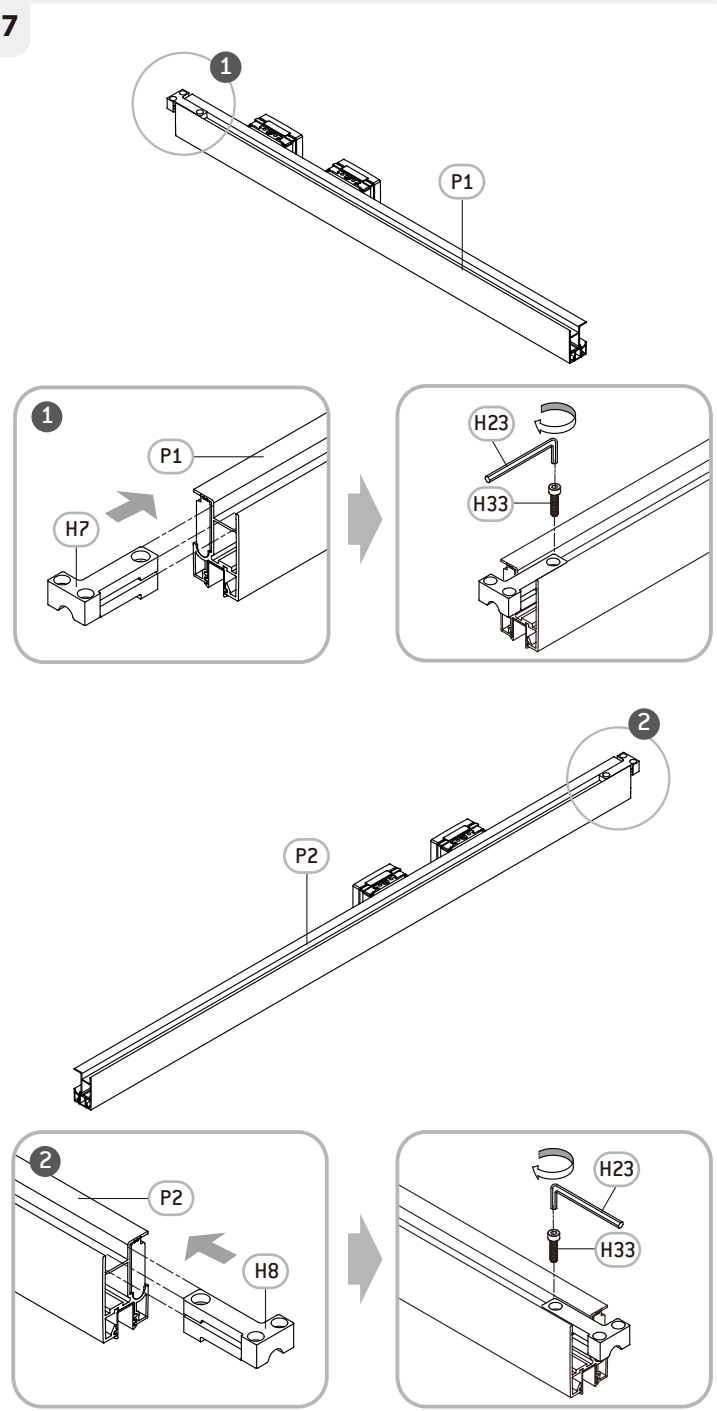
1
P1
1
P1
H7
H23
H33
2
P2
2
P2
H8
H23
H33

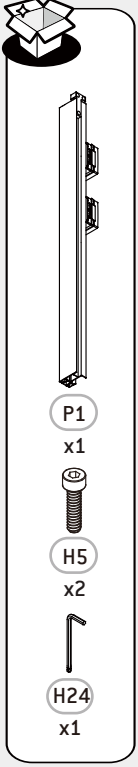

18

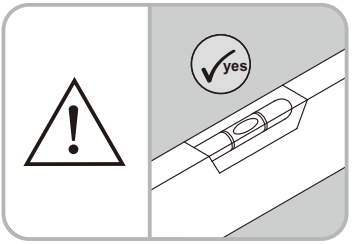

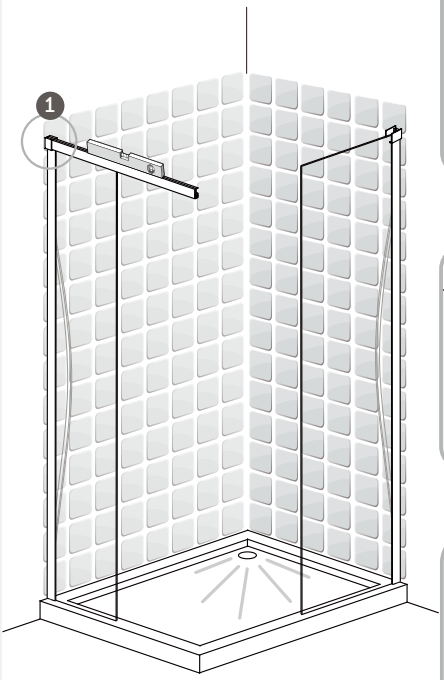

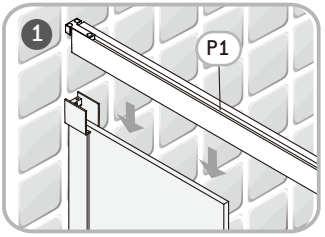

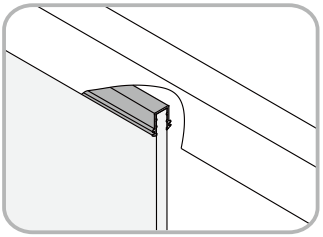

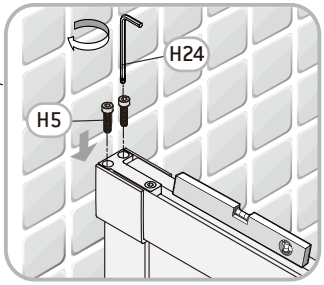

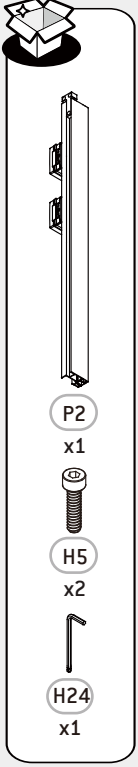

19



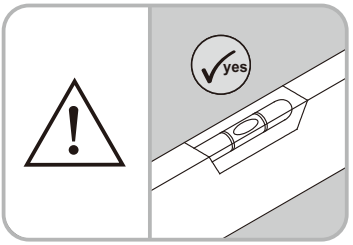

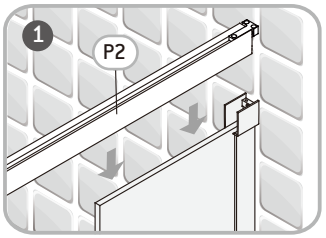

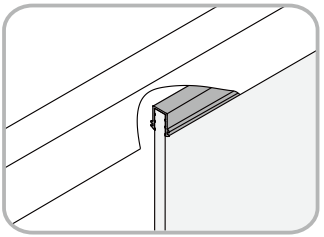

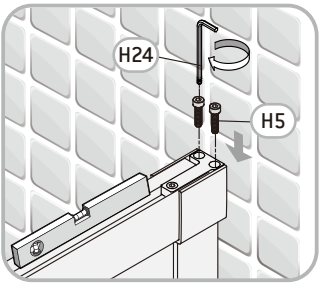

20

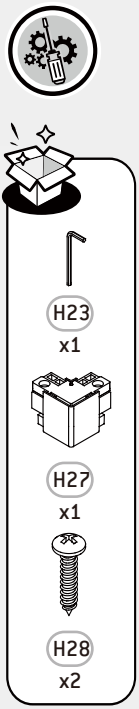

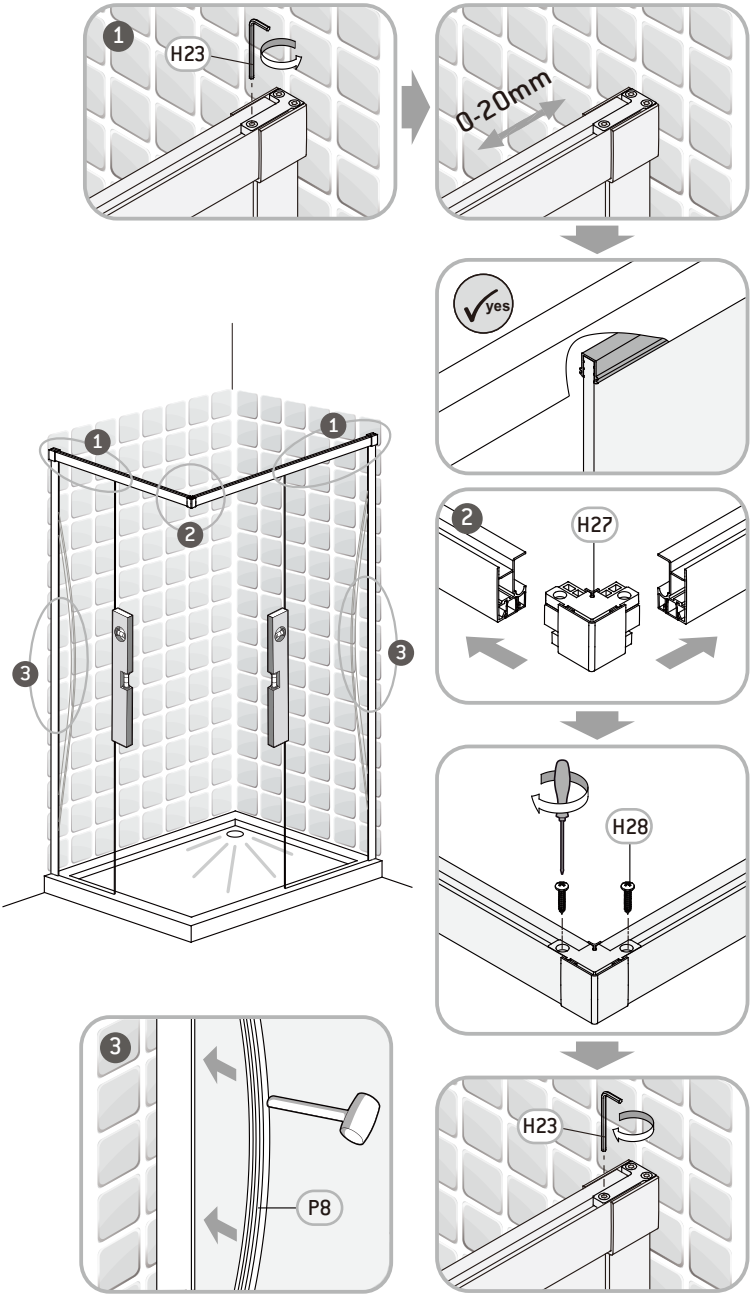

21

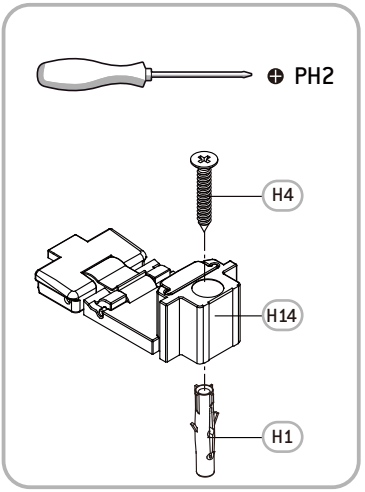



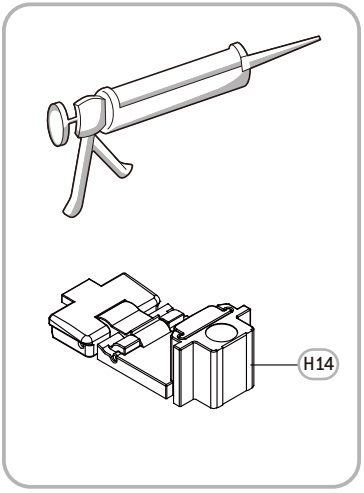



H1
x1

H14
x1

H15
x1

22

FR "Avertissement ! Vérifiez auprès du fabricant du receveur de douche que celui-ci peut être percé. Si ce n'est pas le cas, utilisez du silicone. "

ES "¡Advertencia! Consulte con el fabricante del plato de la ducha si puede ser perforado. Utilice silicona en caso contrario."

PT "Aviso! Pergunte ao fabricante da base de chuveiro se esta pode ser perfurada. Se não for o caso, use silicone."

IT "Verificare con il produttore della colonna per la doccia se quest'ultima può essere forata. In caso contrario, utilizzare del silicone."

EL "Προειδοποίηση! Ρωτήστε τον κατασκευαστή ντουζιέρας εάν μπορεί να βιδωθεί. Εάν δεν γίνεται, χρησιμοποιήστε σιλικόνη."

PL "Ostrzeżenie! Prosimy sprawdzić u producenta brodzika, czy można w nim wiercić otwory. Jeśli nie, należy użyć silikonu."

RU "Предупреждение! Узнайте у производителя душевого поддона, допускается ли его сверление. В противном случае используйте силиконовый герметик."

UA "Увага! Зверніться до виробника душового піддона щодо питання свердлення піддона. Якщо це неможливо, використовуйте силікон."

RO "Avertizare! Consultați-vă cu producătorul cădiței de duș pentru a afla dacă aceasta poate fi găurită. Dacă nu poate fi găurită, utilizați silicon."

EN "Warning ! Check with shower tray's maker if it can be drilled. If not, use silicon."

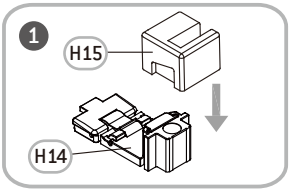

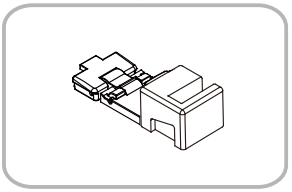

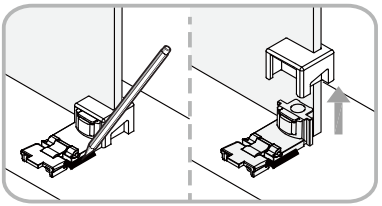

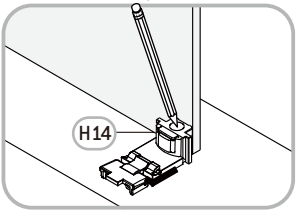

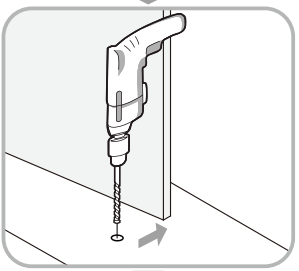

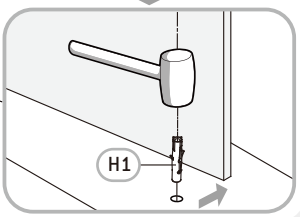

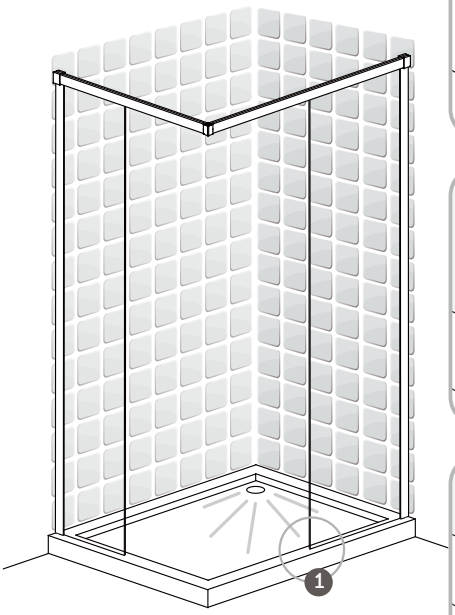

H4
x1

H14
x1

H15
x1

23

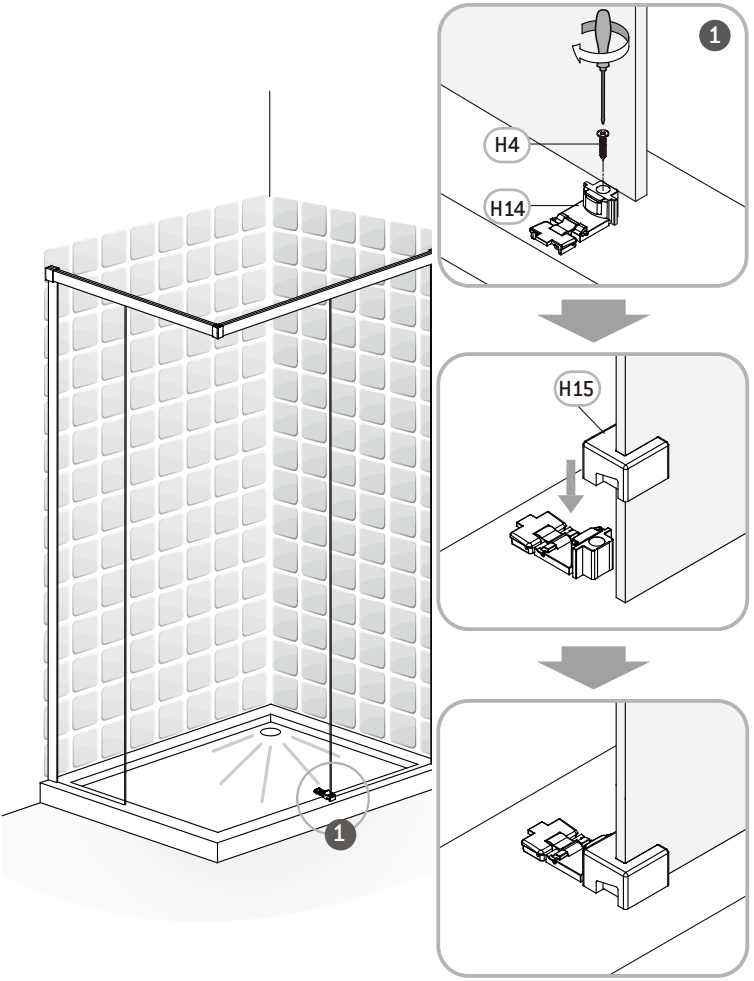

H1
x1

H14
x1

H16
x1

24

FR "Avertissement ! Vérifiez auprès du fabricant du receveur de douche que celui-ci peut être percé. Si ce n'est pas le cas, utilisez du silicone. "

ES "¡Advertencia! Consulte con el fabricante del plato de la ducha si puede ser perforado. Utilice silicona en caso contrario."

PT "Aviso! Pergunte ao fabricante da base de chuveiro se esta pode ser perfurada. Se não for o caso, use silicone."

IT "Verificare con il produttore della colonna per la doccia se quest'ultima può essere forata. In caso contrario, utilizzare del silicone."

EL "Προειδοποίηση! Ρωτήστε τον κατασκευαστή ντουζιέρας εάν μπορεί να βιδωθεί. Εάν δεν γίνεται, χρησιμοποιήστε σιλικόνη."

PL "Ostrzeżenie! Prosimy sprawdzić u producenta brodzika, czy można w nim wiercić otwory. Jeśli nie, należy użyć silikonu."

RU "Предупреждение! Узнайте у производителя душевого поддона, допускается ли его сверление. В противном случае используйте силиконовый герметик."

UA "Увага! Зверніться до виробника душового піддона щодо питання свердлення піддона. Якщо це неможливо, використовуйте силікон."

RO "Avertizare! Consultaţi-vă cu producătorul căditei de duş pentru a afla dacă aceasta poate fi găurită. Dacă nu poate fi găurită, utilizaţi silicon."

EN "Warning ! Check with shower tray's maker if it can be drilled. If not, use silicon."

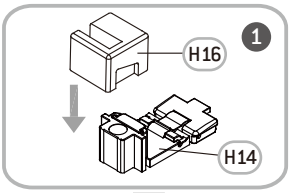

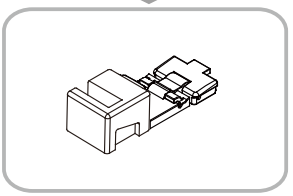

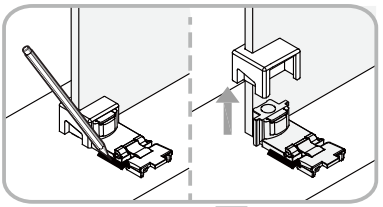

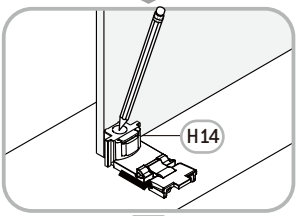

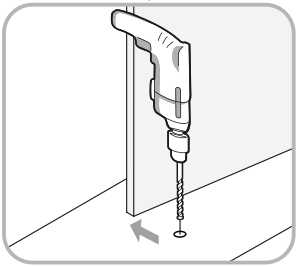

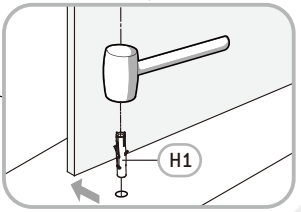

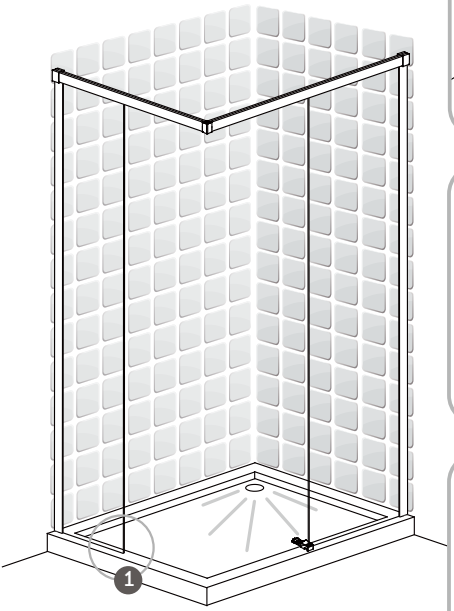

H4
x1

H14
x1

H16
x1

25



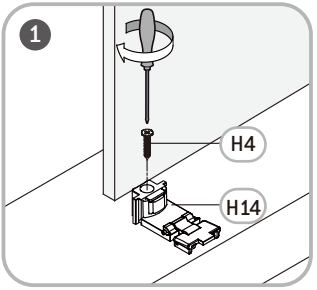

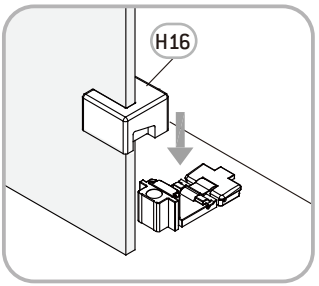

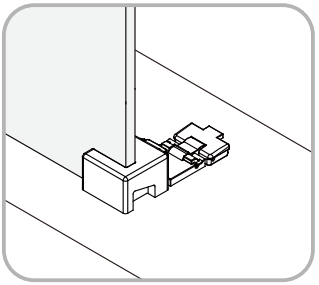



37

H14
x1

H15
x1

26

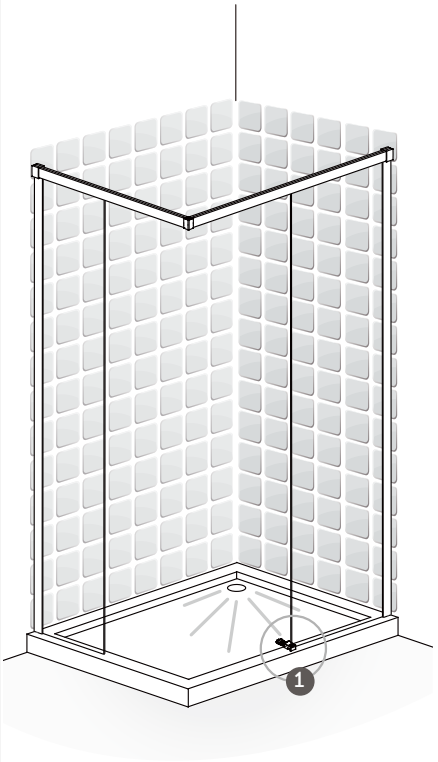

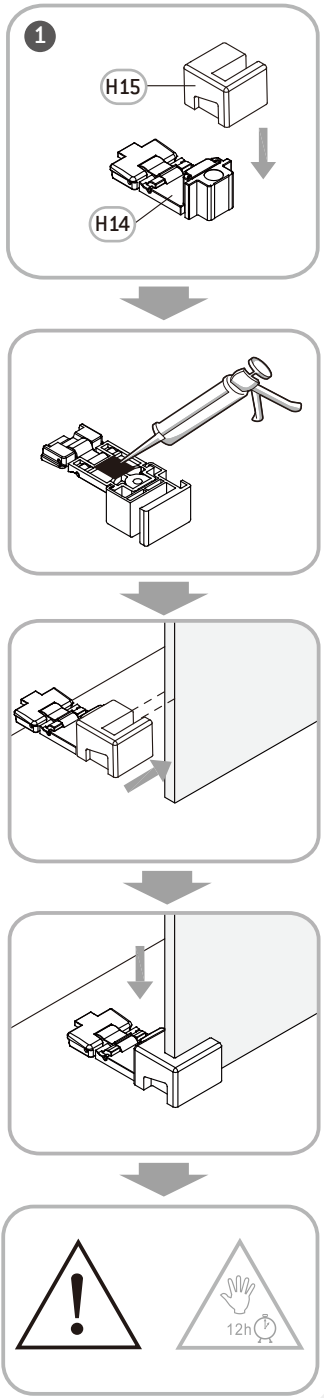

H14
x1

H16
x1

27

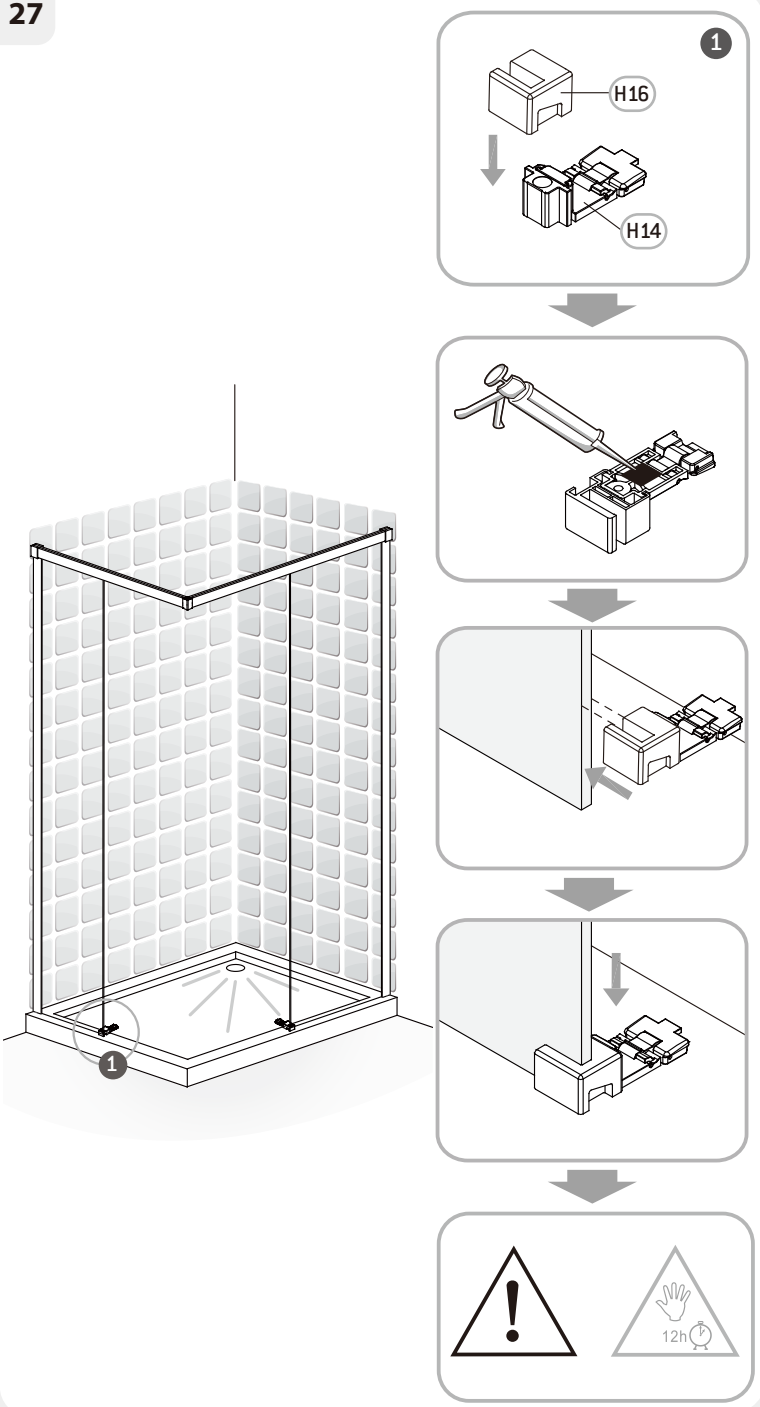

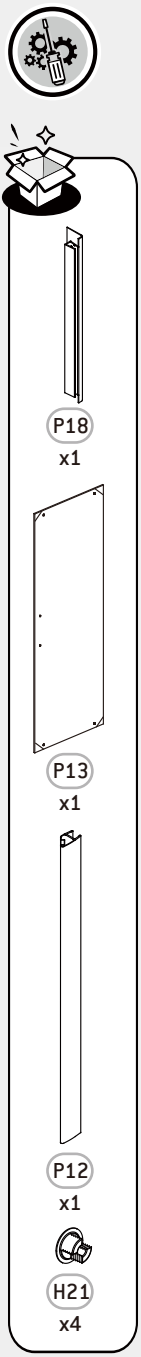
P18
x1
P13
x1
P12
x1
H21
x4

28

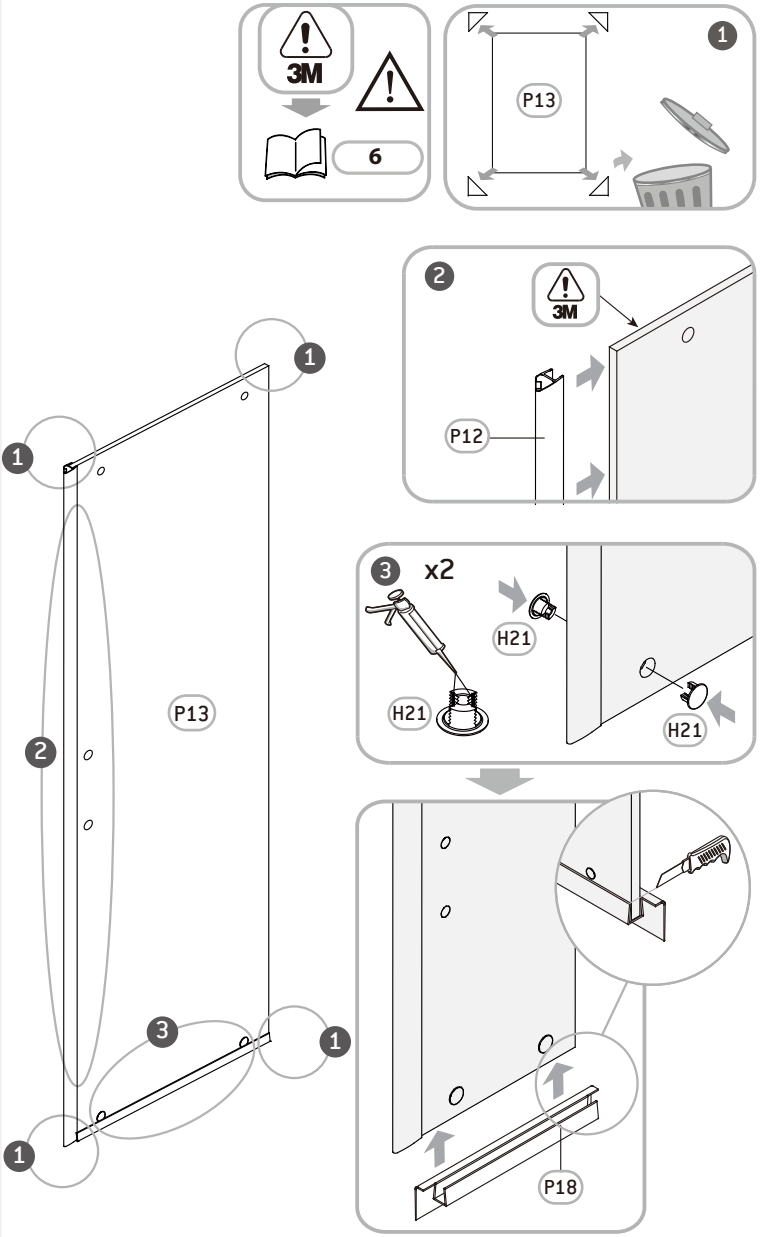
3M
6
1
P13
2
3M
P12
1
1
P13
2
3
1
1
3 x2
H21
H21
H21
P18

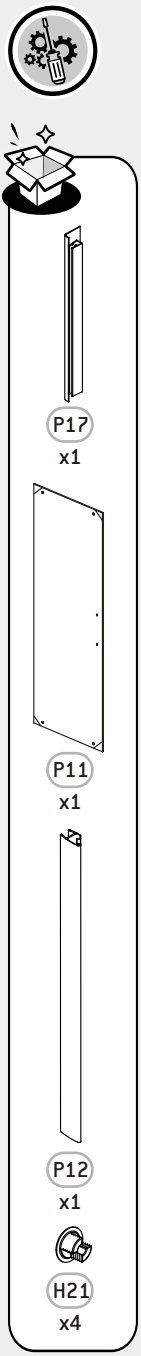
P17
x1
P11
x1
P12
x1
H21
x4

29

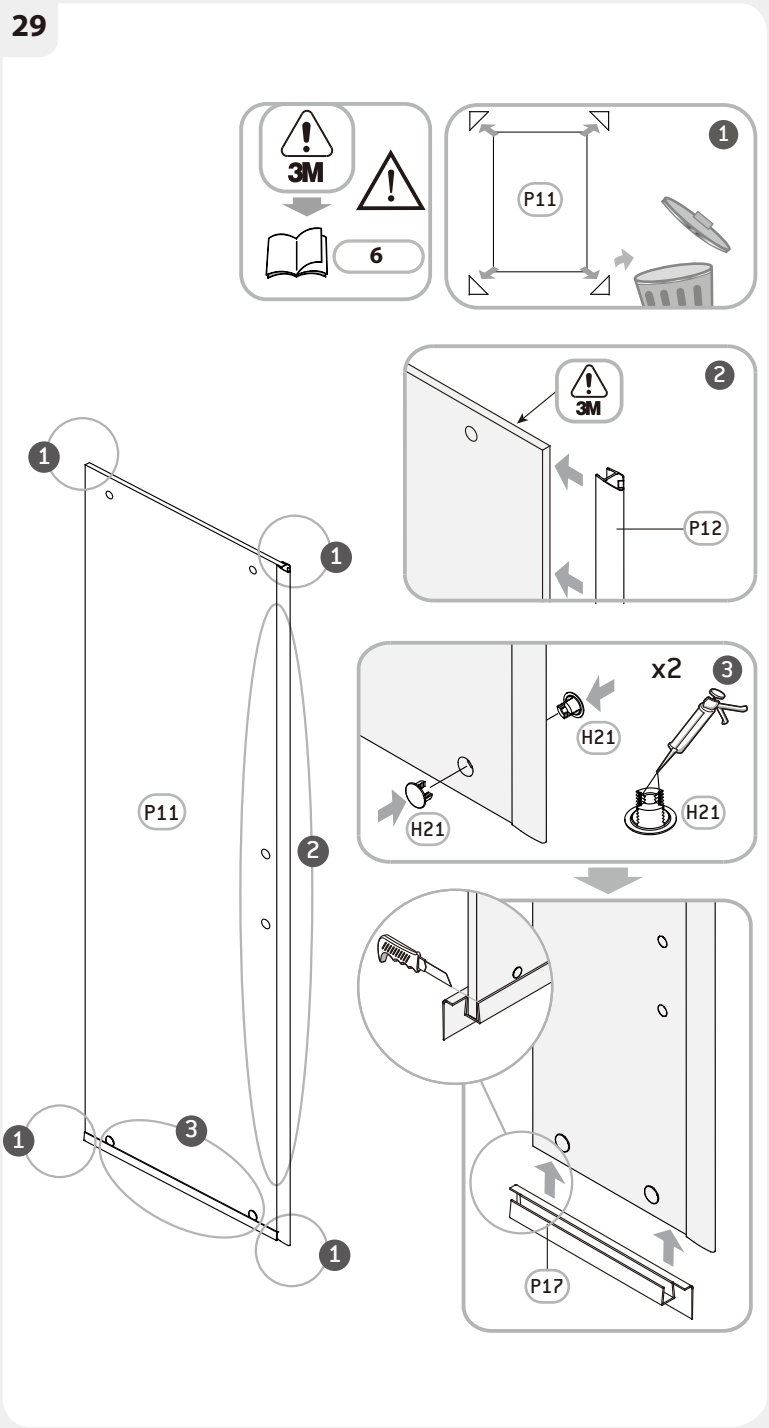
3M
6
1
P11
2
3M
P12
1
1
P11
2
1
3
1
x2
3
H21
H21
H21
P17

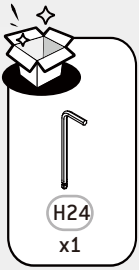

30

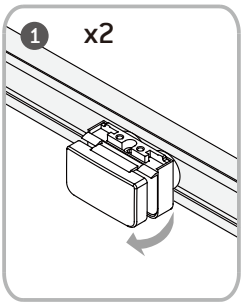

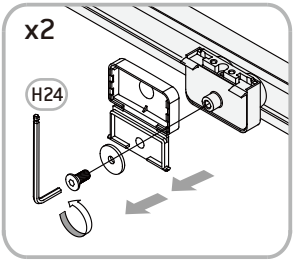

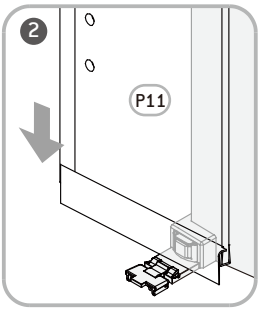

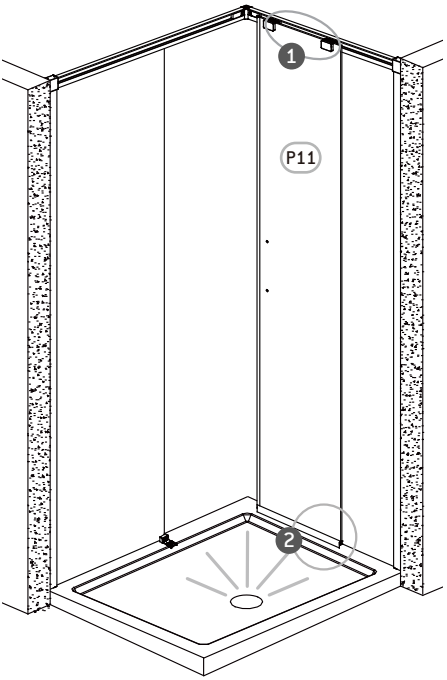

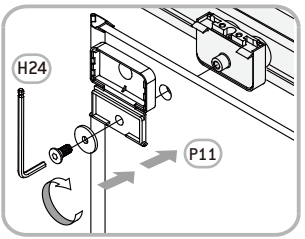

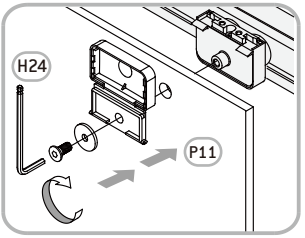

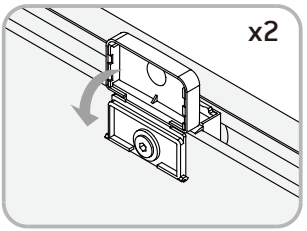

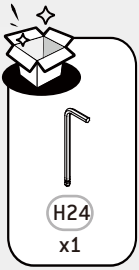

31

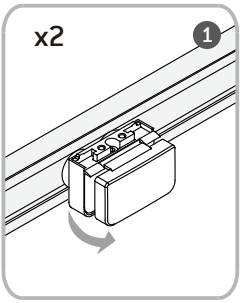

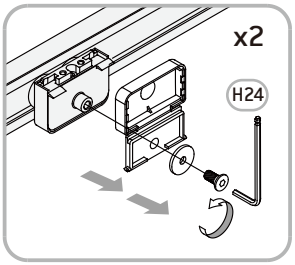

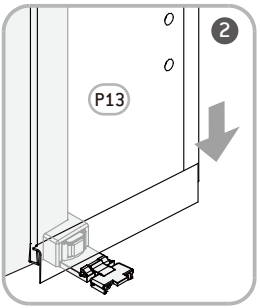

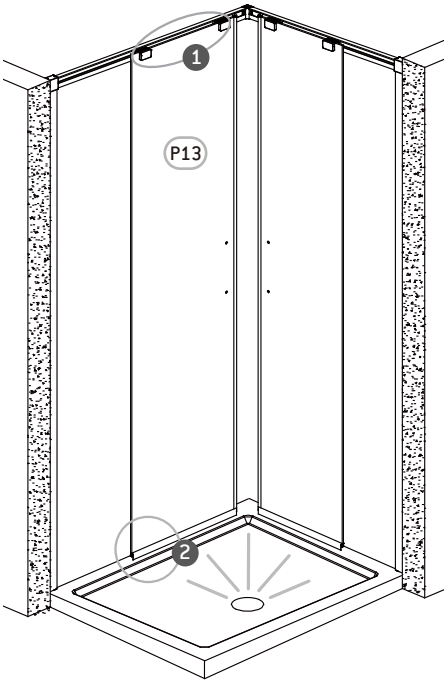

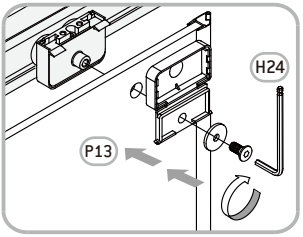

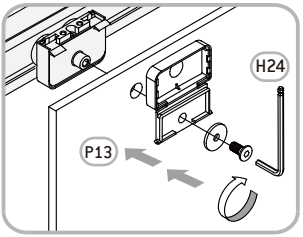

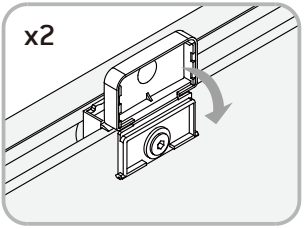

32

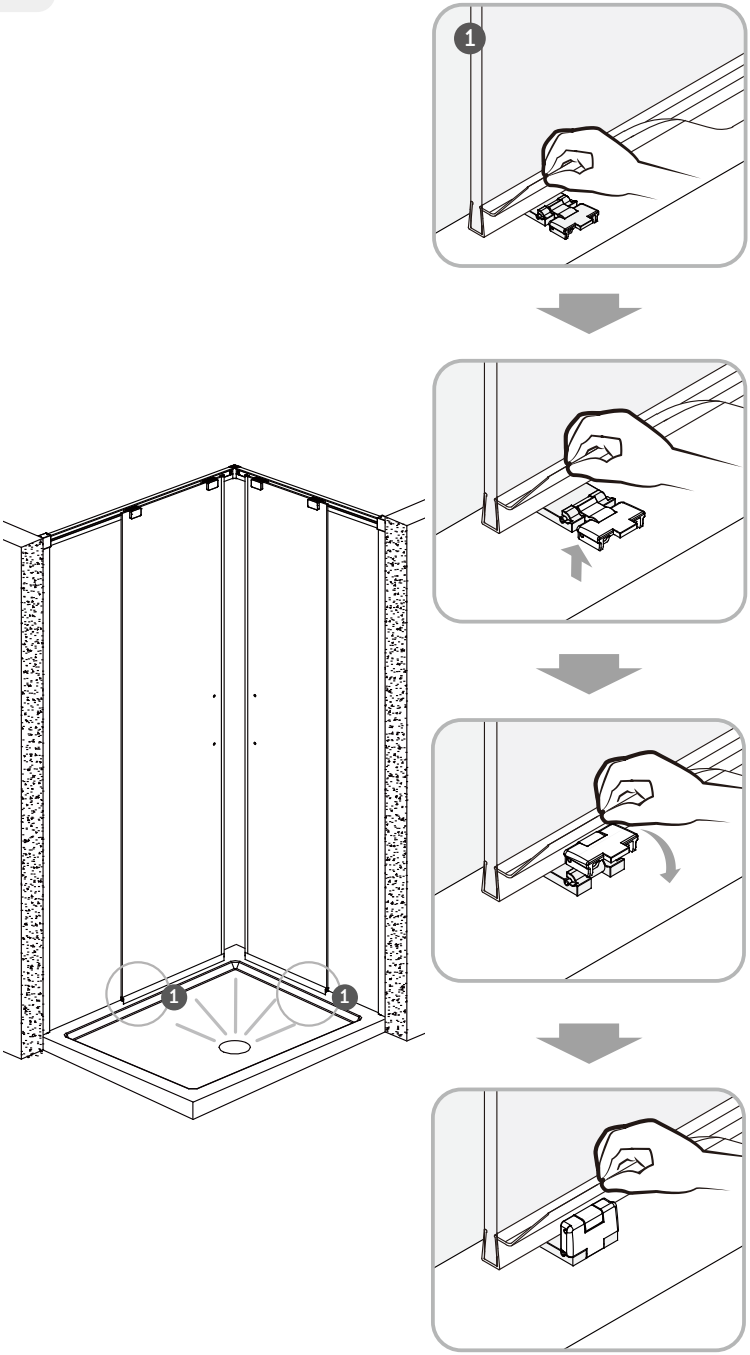

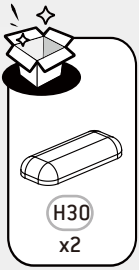

33

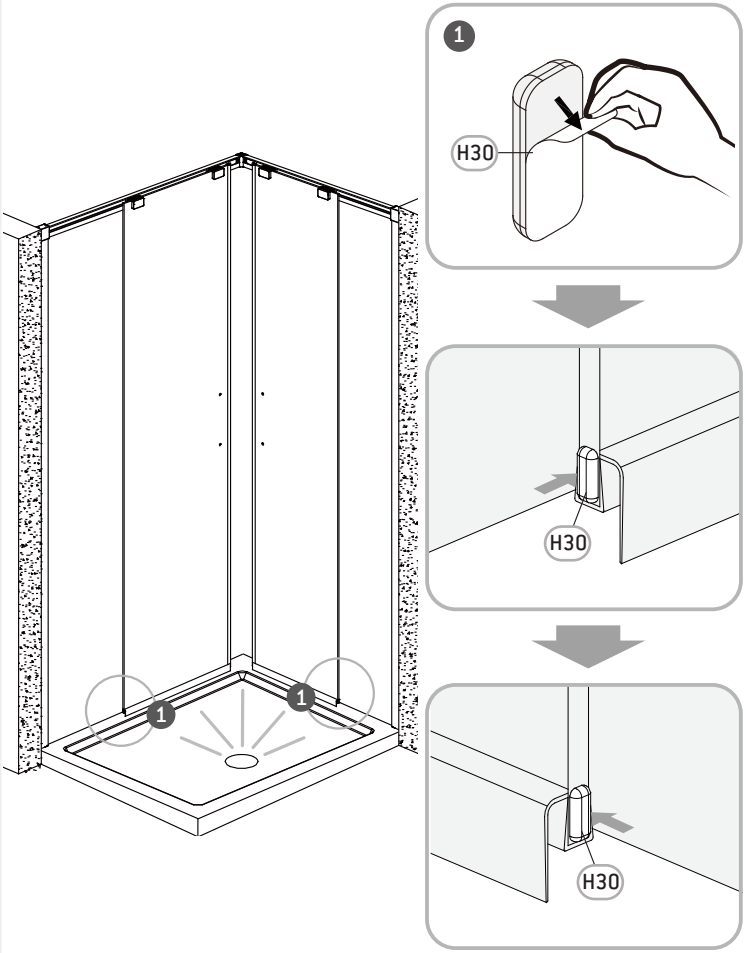

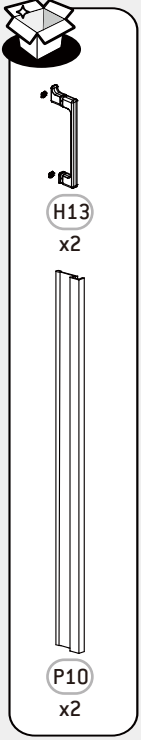

34

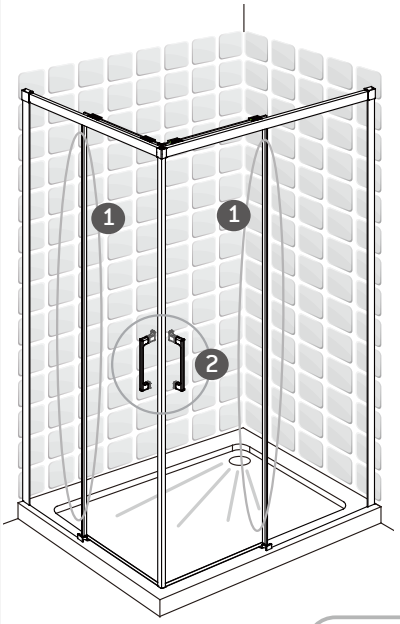

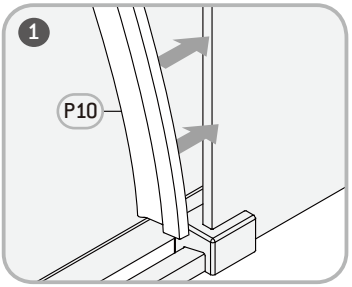

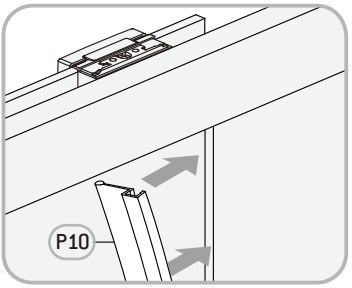

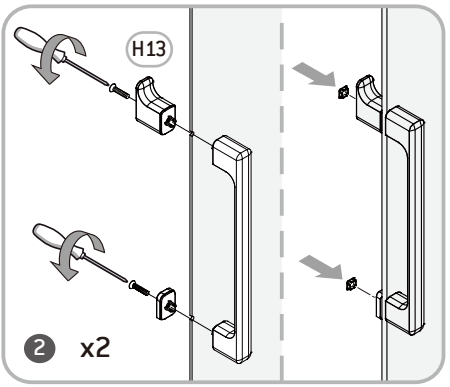

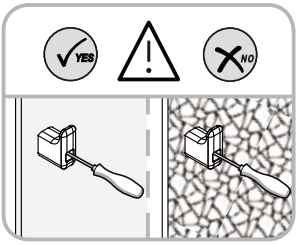

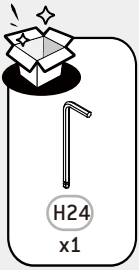

35

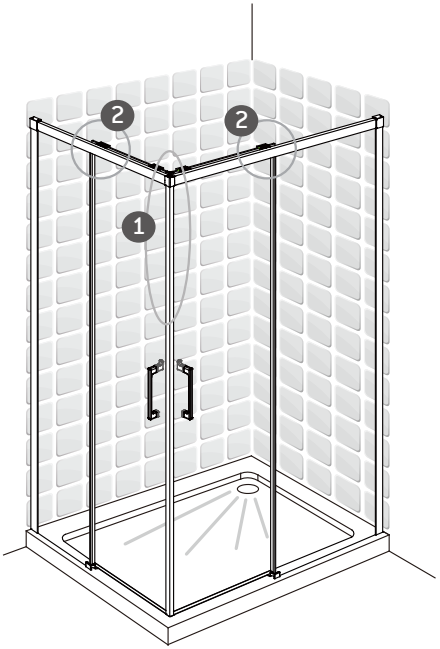

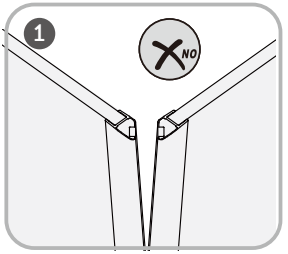

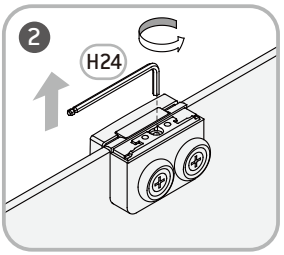

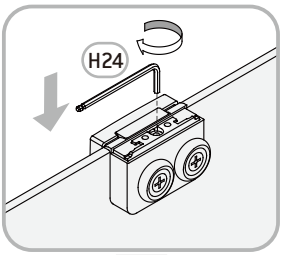

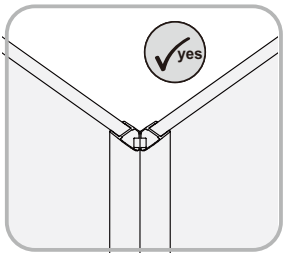

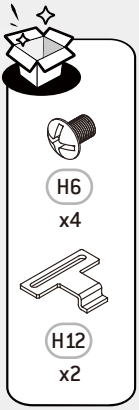

36

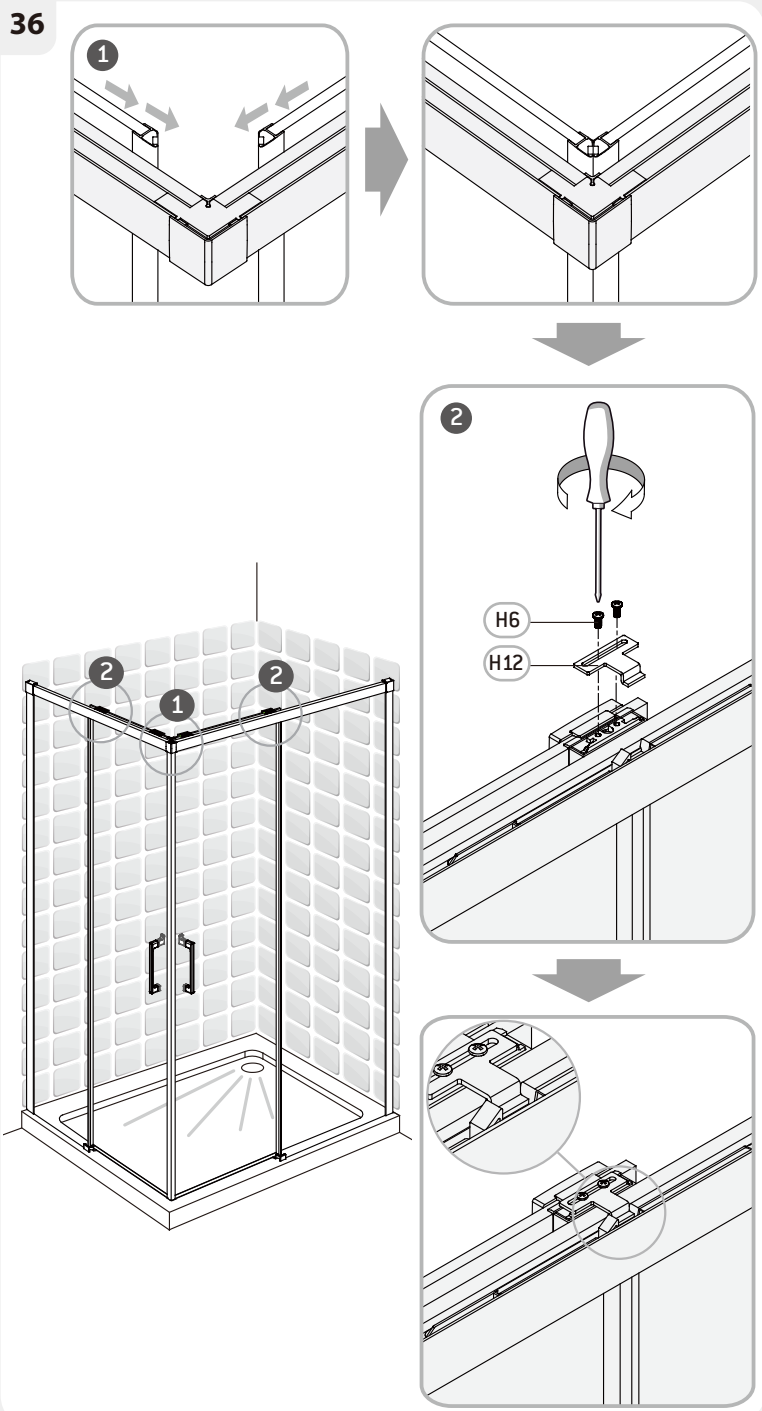

37

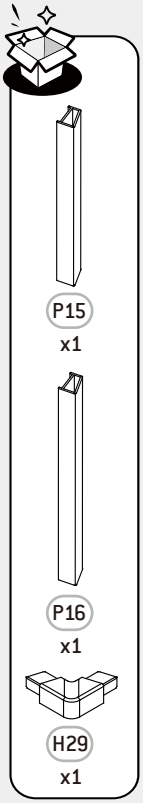

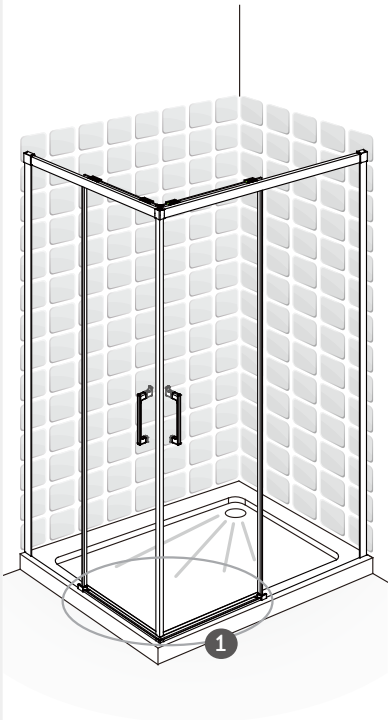

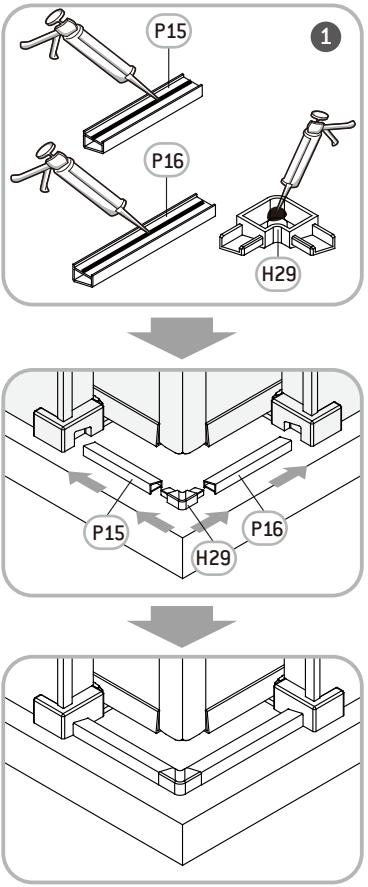

38

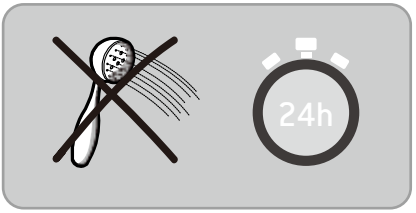

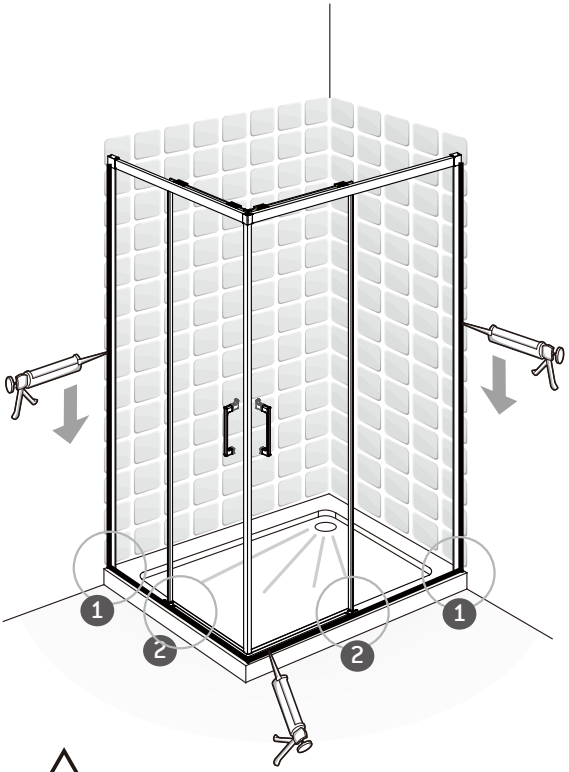

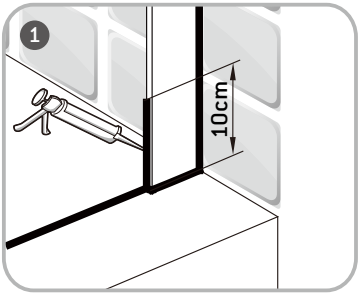

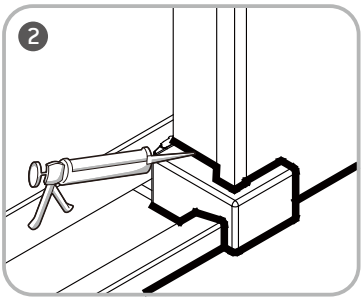

i

Eau claire / Agua limpia / Água limpa / Acqua pulita / Καθαρό νερό / Czysta woda / Чистая вода / Água limpa / Чиста вода / Apa curata / таза су / Clean water

Sans solvant / Sin disolvente / Sem solventes / Senza solventi / Χωρίς διαλυτικά / Bez rozpuszczalnika / Без растворителя / Sem solventes/ Без розчинника / Fara solvent / epiткiшciз/ Solvent-free

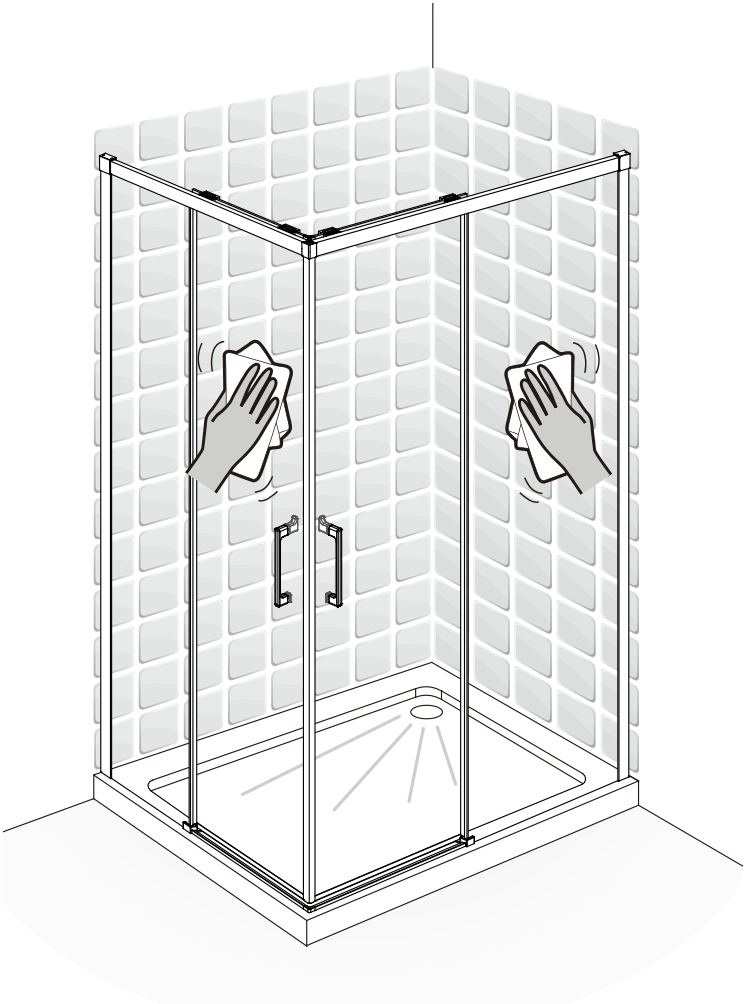



FR

CE

ADEO Services -135 Rue Sadi Carnot -
CS 00001 59790 RONCHIN - France
19

EN 14428:2015+A1:2018

Code d'identification unique du produit type:	**
usage prévu:	hygiène personelle
Nettoyable:	Conforme
Résistance à l'impact/ Capacité de Fragmentation:	Conforme
durabilité:	Conforme

DOP N ° 208993/0002/2019

ES

CE

ADEO Services -135 Rue Sadi Carnot -
CS 00001 59790 RONCHIN - France
19

EN 14428:2015+A1:2018

Código de identificación única del producto tipo:	**
Uso previsto:	higiene personal
Limpiable:	Conforme
Resistencia al impacto/ Capacidad de fragmentación:	Conforme
Durabilidad:	Conforme

DOP N ° 208993/0002/2019

PT

CE

ADEO Services -135 Rue Sadi Carnot -
CS 00001 59790 RONCHIN - France
19

EN 14428:2015+A1:2018

Código de identificação único do produto-tipo:	**
Utilização prevista:	higiene pessoal
Limpeza:	Conforme
Resistência ao impacto/ Capacidade de fragmentação:	Conforme
Durabilidade:	Conforme

DOP N ° 208993/0002/2019

IT

CE

ADEO Services -135 Rue Sadi Carnot -
CS 00001 59790 RONCHIN - France
19

EN 14428:2015+A1:2018

Codice di identificazione unico del prodotto-tipo:	**
Uso previsto:	igiene personale
Pulibile:	Conforme
Resistenza agli urti/ Capacità di Frammentazione:	Conforme
Durata:	Conforme

DOP N ° 208993/0002/2019

EL

CE

ADEO Services -135 Rue Sadi Carnot -
CS 00001 59790 RONCHIN - France
19

EN 14428:2015+A1:2018

Μοναδικός κωδικός ταυτοποίησης του τύπου του προϊόντος:	**
προβλεπόμενη χρήση:	προσωπική υγιεινή
Δυνατότητα καθαρισμού:	Σύμφωνος με
Αντοχή σε κρούση/ Ικανότητα κατάτμησης:	Σύμφωνος με
Διάρκεια:	Σύμφωνος με

DOP N ° 208993/0002/2019

PL

CE

ADEO Services -135 Rue Sadi Carnot -
CS 00001 59790 RONCHIN - France
19

EN 14428:2015+A1:2018

Niepowtarzalny kod identyfikacyjny typu wyrobu:	**
przeznaczenie:	higiena osobista
Możliwość czyszczenia:	Zgodny
Odporność na uderzenia/ Rozkruszalność:	Zgodny
Trwałość:	Zgodny

DOP N ° 208993/0002/2019

RO

CE

ADEO Services -135 Rue Sadi Carnot -
CS 00001 59790 RONCHIN - France
19

EN 14428:2015+A1:2018

Cod unic de identificare a tipului de produs:	**
destinație:	igienă personală
Posibilitatea de curățare:	Conform
Rezistență la impact/ Capacitate de fragmentare:	Conform
Durabilitae:	Conform

DOP N ° 208993/0002/2019

EN

CE

ADEO Services -135 Rue Sadi Carnot -
CS 00001 59790 RONCHIN - France
19

EN 14428:2015+A1:2018

Unique identification code of the product-type:	**
intended use:	personal hygiene
cleanability:	Pass
Impact resistance/ shatter properties:	Pass
Durability:	Pass

DOP N ° 208993/0002/2019

**

FR Reportez-vous à l'annexe.

ES Consulte el apéndice.

PT Consulte o anexo.

IT Consultare l'appendice.

EL Ανατρέξτε στο Παράρτημα.

PL Patrz załącznik.

RO Consultați anexa.

EN Refer to appendix.

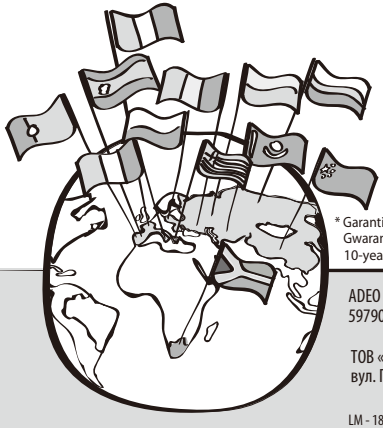

CE

* Garantie 10 ans / 10 años de garantía / Garantia de 10 anos / Garanzia 10 Anni / Εγγύηση 10 ετών / Gwarancja 10-letnia / Гарантия 10 года / Кепілдік 10 жыл / Гарантія 10 років / Garanție 10 ani / 10-year guarantee

Made in P.R.C. 2019

ADEO Services - 135 Rue Sadi Carnot - CS 00001
59790 RONCHIN - France

ТОВ «Леруа Мерлен Україна»,
вул. Полярна 17а, м. Київ 04201, Україна

LM - 18B, Building 4,2 Dajiaoting Zhongjie, Chaoyang District,
Beijing 100022 - CHINA, P.R.C

ООО ЛЕРУА МЕРЛЕН ВОСТОК, 141031, Московская область, Мытищинский район, г. Мытищи, Осташковское шоссе, д.1, РОССИЯ

Importado e distribuído por LEROY MERLIN
CIA BRASILEIRA DE BRICOLAGEM
Rua Domingas Galleteri Blotta, 315 - Interlagos - CEP
04455-360 São Paulo - SP - Brazil CNPJ: 01.438.784/0001-05
CALM (Central de Atendimento Leroy Merlin) -4020.5376 (capitais)
e 0800.0205376 (demais regiões)

Imported by Adeo South Africa (PTY) LTD T/A Leroy Merlin
Leroy Merlin Greenstone Store - Corner Blackrock Street
and Stoneridge Drive, Greenstone Park Ext 2,
Edenvale, 1610 - Johannesburg, Gauteng, South Africa

«Леруа Мерлен Казахстан» ЖШС Қазақстан Республикасы,050000, Алматы қ., Қонаев көшесі, 77, «ParkView» БО, 6қ., 07 оф.